

**LEFORT**  
COUPLINGS - VALVES - TUBING



# Stainless steel threaded fittings

ISO 9001 - Products excluded from 97/23/CE directive - Male: BSPT threaded - Female: BSPP threaded.

## 316 stainless steel - PN20 - 150 lbs - BSP

Excepted 2039, 2034, 2040, 2038 : 316L stainless steel.

### 2039 - Standard welding nipple



Ø	1/4"	3/8"	1/2"	3/4"	1"	1"1/4"	1"1/2"	2"	2"1/2"	3"	4"
pack	10	10	10	10	5	5	5	5	1	1	1
code	2039002	2039003	2039004	2039005	2039006	2039007	2039008	2039009	2039010	2039011	2039012

### 2034 - Welding nipple - L = 50 mm



Ø	1/4"	3/8"	1/2"	3/4"	1"	1"1/4"	1"1/2"	2"
pack	10	10	10	10	5	5	5	5
code	2034002	2034003	2034004	2034005	2034006	2034007	2034008	2034009

### 2015 - Bright socket



Ø	1/8"	1/4"	3/8"	1/2"	3/4"	1"	1"1/4"	1"1/2"	2"	2"1/2"	3"	4"
pack	10	10	10	10	10	5	5	5	5	1	1	1
code	2015001	2015002	2015003	2015004	2015005	2015006	2015007	2015008	2015009	2015010	2015011	2015012

### 2017 - Half socket



Ø	1/8"	1/4"	3/8"	1/2"	3/4"	1"	1"1/4"	1"1/2"	2"
pack	10	10	10	10	10	5	5	5	5
code	2017001	2017002	2017003	2017004	2017005	2017006	2017007	2017008	2017009

### 2040 - Standard barrel nipple



Ø	1/4"	3/8"	1/2"	3/4"	1"	1"1/4"	1"1/2"	2"	2"1/2"	3"	4"
pack	10	10	10	10	5	5	5	5	1	1	1
code	2040002	2040003	2040004	2040005	2040006	2040007	2040008	2040009	2040010	2040011	2040012

### 2038 - Barrel nipple - L = 100 mm



Ø	1/4"	3/8"	1/2"	3/4"	1"	1"1/4"	1"1/2"	2"
pack	10	10	10	10	5	5	5	5
code	2038002	2038003	2038004	2038005	2038006	2038007	2038008	2038009

### 2030 - Hexagon nipple



Ø	1/8"	1/4"	3/8"	1/2"	3/4"	1"	1"1/4"	1"1/2"	2"
pack	10	10	10	10	10	5	5	5	5
code	2030001	2030002	2030003	2030004	2030005	2030006	2030007	2030008	2030009

### 2001 - Elbow 90° female/female



Ø	1/8"	1/4"	3/8"	1/2"	3/4"	1"	1"1/4"	1"1/2"	2"	2"1/2"	3"	4"
pack	10	10	10	10	10	5	5	5	5	1	1	1
code	2001001	2001002	2001003	2001004	2001005	2001006	2001007	2001008	2001009	2001010	2001011	2001012

## Stainless steel threaded fittings (continued)

### 2010 - Elbow 90° male/female



Ø	1/8"	1/4"	3/8"	1/2"	3/4"	1"	1"1/4"	1"1/2"	2"	2"1/2"	3"	4"
pack	10	10	10	10	10	5	5	5	5	1	1	1
code	2010001	2010002	2010003	2010004	2010005	2010006	2010007	2010008	2010009	2010010	2010011	2010012

### 2003 - Female tee



Ø	1/8"	1/4"	3/8"	1/2"	3/4"	1"	1"1/4"	1"1/2"	2"	2"1/2"	3"	4"
pack	10	10	10	10	10	5	5	5	5	1	1	1
code	2003001	2003002	2003003	2003004	2003005	2003006	2003007	2003008	2003009	2003010	2003011	2003012

### 2037 - Hexagon cap female



Ø	1/4"	3/8"	1/2"	3/4"	1"	1"1/4"	1"1/2"	2"
pack	10	10	10	10	5	5	5	5
code	2037002	2037003	2037004	2037005	2037006	2037007	2037008	2037009

### 2022 - Hexagon plug



Ø	1/2"	3/4"	1"	1"1/4"	1"1/2"	2"
pack	10	10	5	5	5	5
code	2022004	2022005	2022006	2022007	2022008	2022009

### 2023 - Hexagon plug (plain)



Ø	1/8"	1/4"	3/8"	1/2"	3/4"	1"	1"1/4"	1"1/2"	2"
pack	10	10	10	10	10	5	5	5	5
code	2023001	2023002	2023003	2023004	2023005	2023006	2023007	2023008	2023009

### 2036 - Hexagon nut



Ø	1/8"	1/4"	3/8"	1/2"	3/4"	1"	1"1/4"	1"1/2"	2"
pack	10	10	10	10	10	5	5	5	5
code	2036001	2036002	2036003	2036004	2036005	2036006	2036007	2036008	2036009

### 2035 - Hose nozzle



Ø	1/4"	3/8"	1/2"	3/4"	1"	1"1/4"	1"1/2"	2"	
hose		8,9	11,5	14	19,5	26	34	40	52
pack		10	10	10	10	5	5	5	5
code		2035002	2035003	2035004	2035005	2035006	2035007	2035008	2035009

### 2013 - Reduced nipple female/female



Ø	1/4"-1/8"	3/8"-1/4"	1/2"-3/8"	3/4"-1/2"	1"-3/4"	1"1/4"-1"	1"1/2"-1"1/4"	2"-1"1/2"
hose	8,9	11,5	14	19,5	26	34	40	52
pack	10	10	10	10	10	5	5	5
code	2013002	2013003	2013004	2013005	2013006	2013007	2013008	2013009

### 2014 - Double reduced nipple female/female



Ø	3/8"-1/8"	1/2"-1/4"	3/4"-3/8"	1"-1/2"	1"1/4"-3/4"	1"1/2"-1"	2"-1"1/4"
pack	10	10	10	5	5	5	5
code	2014003	2014004	2014005	2014006	2014007	2014008	2014009

### 2033 - Reduced nipple female/male



Ø	1/4"-1/8"	3/8"-1/4"	1/2"-3/8"	3/4"-1/2"	1"-3/4"	1"1/4"-1"	1"1/2"-1"1/4"	2"-1"1/2"
pack	10	10	10	10	10	5	5	5
code	2033002	2033003	2033004	2033005	2033006	2033007	2033008	2033009

### 2021 - Reduced nipple male/female



Ø	1/4"-1/8"	3/8"-1/4"	1/2"-3/8"	3/4"-1/2"	1"-3/4"	1"1/4"-1"	1"1/2"-1"1/4"	2"-1"1/2"
pack	10	10	10	10	5	5	5	5
code	2021002	2021003	2021004	2021005	2021006	2021007	2021008	2021009

### 2024 - Double reduced nipple male/female



Ø	3/8"-1/8"	1/2"-1/4"	3/4"-3/8"	1"-1/2"	1"1/4"-3/4"	1"1/2"-1"	2"-1"1/4"
pack	10	10	10	5	5	5	5
code	2024003	2024004	2024005	2024006	2024007	2024008	2024009

### 2031 - Reduced nipple male/male



Ø	1/4"-1/8"	3/8"-1/4"	1/2"-3/8"	3/4"-1/2"	1"-3/4"	1"1/4"-1"	1"1/2"-1"1/4"	2"-1"1/2"
pack	10	10	10	10	5	5	5	5
code	2031002	2031003	2031004	2031005	2031006	2031007	2031008	2031009

### 2032 - Double reduced nipple male/male



Ø	3/8"-1/8"	1/2"-1/4"	3/4"-3/8"	1"-1/2"	1"1/4"-3/4"	1"1/2"-1"	2"-1"1/4"
pack	10	10	10	5	5	5	5
code	2032003	2032004	2032005	2032006	2032007	2032008	2032009

## ■ 316 stainless steel - PN20 - 150 lbs - BSP - Conical bearing

Pack : individual

### 2025 - Union female/female



Ø	1/4"	3/8"	1/2"	3/4"	1"	1"1/4"	1"1/2"	2"
code	2025002	2025003	2025004	2025005	2025006	2025007	2025008	2025009

### 2026 - Union male/female



Ø	1/4"	3/8"	1/2"	3/4"	1"	1"1/4"	1"1/2"	2"
code	2026002	2026003	2026004	2026005	2026006	2026007	2026008	2026009

### 2027 - Welding threaded union



Ø	3/8"-10	1/2"-15	3/4"-20	1"-25	1"1/4"-32	1"1/2"-40	2"-50
code	2027310	2027415	2027520	2027625	2027732	2027840	2027950

### 2028 - Welding threaded union



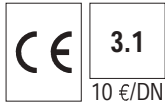
Ø	3/8"-10	1/2"-15	3/4"-20	1"-25	1"1/4"-32	1"1/2"-40	2"-50
code	2028310	2028415	2028520	2028625	2028732	2028840	2028950

### 2029 - Welding union



Ø	10	15	20	25	32	40	50
code	2029010	2029015	2029020	2029025	2029032	2029040	2029050

# Carbon steel & stainless steel ball valves



97/23/CE directive N° 0035 - Risk category II - PTFE seats - Reduced bore - Locking device - 800 lbs WOG - Max. pressure 40 bar at 20°C - Max. temperature 180°C at 0 bar.



## 708 - Stainless steel

CF8M-1.4408 body - 316 ball.

Ø	1/4"	3/8"	1/2"	3/4"	1"	1"1/4"	1"1/2"	2"
code	708002	708003	708004	708005	708006	708007	708008	708009

Concerned by article 3 § 3 from 97/23/CE directive - POM/PTFE seats - Special for high pressure - Max. temperature 100°C.



3 €/pc

High pressure

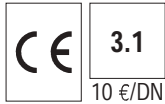


## 799 - Bichrome plated carbon steel body - Chrome plated carbon steel ball

Ø	1/4"	3/8"	1/2"	3/4"	1"	1"1/4"
---	------	------	------	------	----	--------

Max. pressure (bar)	500	500	500	315	315	315
code	799002	799003	799004	799005	799006	799007

2 pieces



97/23/CE directive N° 0036 - Risk category II - PTFE seats - Full bore - Locking device - 1000 lbs - Max. pressure 64 bar - Max. temperature 180°C.

## Female - Female



## 705 - Carbon steel

A216WCB body - 316 ball.

Ø	1/4"	3/8"	1/2"	3/4"	1"	1"1/4"	1"1/2"	2"	2"1/2"	3"
Max. pressure (bar)	64	64	64	64	50	50	40	40	25	25
code	705002	705003	705004	705005	705006	705007	705008	705009	705010	705011



## 715 - Stainless steel - Standard

CF8M-1.4408 body - 316 ball.

Ø	1/4"	3/8"	1/2"	3/4"	1"	1"1/4"	1"1/2"	2"	2"1/2"	3"
Max. pressure (bar)	64	64	64	64	50	50	40	40	25	25
code	715002	715003	715004	715005	715006	715007	715008	715009	715010	715011



## 706 - Stainless steel - Reference +

CF8M-1.4408 body - 316 ball.

Ø	1/4"	3/8"	1/2"	3/4"	1"	1"1/4"	1"1/2"	2"	2"1/2"	3"
Max. pressure (bar)	64	64	64	64	50	50	40	40	25	25
code	706002	706003	706004	706005	706006	706007	706008	706009	706010	706011



## 704 - Stainless steel - NPT threaded

CF8M-1.4408 body - 316 ball.

Ø	1/4"	3/8"	1/2"	3/4"	1"	1"1/4"	1"1/2"	2"
Max. pressure (bar)	64	64	64	64	50	50	40	40
code	704002	704003	704004	704005	704006	704007	704008	704009

## 2 pieces (continued)

### Male - Female



**789 - Stainless steel**  
CF8M-1.4408 body & ball.

Ø	1/4"	3/8"	1/2"	3/4"	1"	1"1/4"	1"1/2"	2"
code	789002	789003	789004	789005	789006	789007	789008	789009

### Male - Male



**709 - Stainless steel**  
CF8M-1.4408 body & ball.

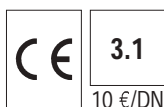
Ø	3/8"	1/2"	3/4"	1"
code	709003	709004	709005	709006

**9831 - Butterfly handle**  
for 705/706/704/715/789/709



Ø	1/4"-3/8"-1/2"	3/4"	1"
code	BH6	BH7	BH8

## 3 pieces



10 €/DN

97/23/CE directive N° 0035 - Risk category II - PTFE seats - Full bore - Locking device - Max. pressure 64 bar - Max. temperature 180°C.


### Carbon steel

**796 - Female - Female**

**797 - Butt welding**

**798 - Socket welding**

A216WCB body - 316 ball.



Ø	1/4"	3/8"	1/2"	3/4"	1"	1"1/4"	1"1/2"	2"	2"1/2"	3"	4"
796 code	796002	796003	796004	796005	796006	796007	796008	796009	796010	796011	796012
797 code	797008	797010	797015	797020	797025	797032	797040	797050	797065	797080	797100
798 code	798008	798010	798015	798020	798025	798032	798040	798050	798065	798080	798100

### Stainless steel


**790 - Female - Female**

**791 - Butt welding**

**792 - Socket welding**

**744 - NPT threaded**

CF8M-1.4408 body - 316 ball.



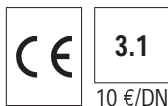
Ø	1/4"	3/8"	1/2"	3/4"	1"	1"1/4"	1"1/2"	2"	2"1/2"	3"	4"
790 code	790002	790003	790004	790005	790006	790007	790008	790009	790010	790011	790012
791 code	791008	791010	791015	791020	791025	791032	791040	791050	791065	791080	791100
792 code	792008	792010	792015	792020	792025	792032	792040	792050	792065	792080	792100
744 code	744002	744003	744004	744005	744006	744007	744008	744009	-	-	-

### Stem extension for 796/797/798/790/791/792/744



Ø	1/4"-3/8"	1/2"-3/4"	1"-1"1/4"	1"1/2"-2"
code	9810601	9810602	9810603	9810604

# 3 ways



10 €/DN

## Stainless steel

97/23/CE directive N° 0035 - Risk category II - PTFE seats - 4 seats - Reduced bore - Locking device - Threaded ends - ISO mounting pad - Max. pressure 40 bar - Max. temperature 140°C.

**780 - L port**

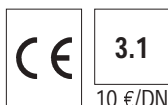
**781 - T port**

CF8M-1.4408 body - 316 ball.



Ø	1/4"	3/8"	1/2"	3/4"	1"	1 1/4"	1 1/2"	2"
780 code	780002	780003	780004	780005	780006	780007	780008	780009
781 code	781002	781003	781004	781005	781006	781007	781008	781009

## Carbon steel



10 €/DN



3 €/pc

Concerned by 3, § 3 from 97/23/CE directive - POM/PTFE seats - Special for high pressure - Max. temperature 100°C.

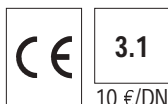
**721 - Bichrome plated carbon steel - L port**

High pressure



Ø	1/4"	3/8"	1/2"	3/4"	1"
Max. pressure (bar)	400	400	350	350	350
code	721002	721003	721004	721005	721006

## Flanged



10 €/DN



3 €/pc

97/23/CE directive N° 0035 - Risk category II - PTFE seats - 4 seats - Full bore - Flanged PN16 - 3 ways tightness - Max. pressure 16 bar - Max. temperature 150°C.

Valve & limit switch on request



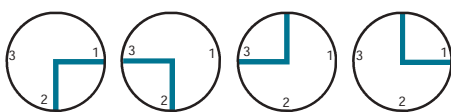
**785 - Stainless steel - L port**

**786 - Stainless steel - T port**

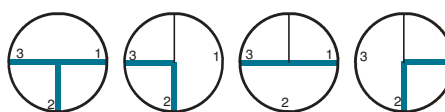
CF8M-1.4408 body - 316 ball.



DN	50	65	80	100	125	150
785 code	785050	785065	785080	785100	785125	785150
786 code	786050	786065	786080	786100	786125	786150



L port



T port

# Needle valves

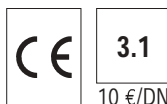
For compatible common fluids of group 2 -  
Concerned by article 3, § 3 from 97/23/CE directive.



## 482 - Bronze

Brass hat - Max. pressure 10 bar - Max. temperature 150°C.

Ø	1/4"	3/8"	1/2"	3/4"
code	482002	482003	482004	482005



10 €/DN



## 481 - Stainless steel 316

Max. pressure 400 bar - Max. temperature 180°C.

Ø	1/4"	3/8"	1/2"	3/4"
code	481002	481003	481004	481005

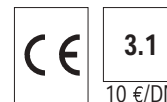
# Y-strainers

## Threaded



## 230 - Stainless steel 316

Ø	1/4"	3/8"	1/2"	3/4"	1"	1"1/4	1"1/2	2"
code	230002	230003	230004	230005	230006	230007	230008	230009



10 €/DN

# Check valves

## Stainless steel 316 - All positions

97/23/CE directive N° 0575 - Risk category III.



## 388 - Female - Female

With ball - Max. pressure 400 bar - Max. temperature 180°C.

## 389 - Female - Female - NPT threaded

With ball - Max. pressure 400 bar - Max. temperature 180°C.

Ø	1/4"	3/8"	1/2"	3/4"	1"
388 code	388002	388003	388004	388005	388006
389 code	389002	389003	389004	389005	389006