



For heating & sanitary, cold & hot water, gas oil & gas - Acc. to EN 1254-1 -
Mandatory packing: 10 pcs up to Ø28, individual above.



5001 A - Bend 90° C x Ftg female/male solder end



Ø	10	12	14	15	16	18	22	28	32	35
box	1 500	900	700	550	550	350	200	100	80	65
code	5001A10	5001A12	5001A14	5001A15	5001A16	5001A18	5001A22	5001A28	5001A32	5001A35
Ø	40	42	52	54	63	64	76	89	108	
box	40	35	15	15	-	-	-	-	-	-
code	5001A40	5001A42	5001A52	5001A54	5001A63	5001A64	5001A76	5001A89	5001A108	

5002 A - Bend 90° C x C female/female solder end



Ø	10	12	14	15	16	18	22	28	32	35
box	1 400	1 000	550	550	500	350	200	100	95	65
code	5002A10	5002A12	5002A14	5002A15	5002A16	5002A18	5002A22	5002A28	5002A32	5002A35
Ø	40	42	52	54	63	64	76	89	108	
box	40	35	15	15	-	-	-	-	-	-
code	5002A40	5002A42	5002A52	5002A54	5002A63	5002A64	5002A76	5002A89	5002A108	

5040 - Bend 45° C x Ftg female/male solder end



Ø	10	12	14	15	16	18	22	28	32	35
box	1 800	1 300	850	700	750	400	280	160	130	110
code	504010	504012	504014	504015	504016	504018	504022	504028	504032	504035
Ø	40	42	52	54	63	64	76	89	108	
box	70	60	25	30	-	-	-	-	-	-
code	504040	504042	504052	504054	504063	504064	504076	504089	504108	

5041 - Bend 45° C x C female/female solder end



Ø	10	12	14	15	16	18	22	28	32	35
box	1 500	1 200	700	800	600	450	280	150	120	100
code	504110	504112	504114	504115	504116	504118	504122	504128	504132	504135
Ø	40	42	52	54	63	64	76	89	108	
box	70	60	25	25	-	-	-	-	-	-
code	504140	504142	504152	504154	504163	504164	504176	504189	5041108	

5090 - Elbow 90° C x C female/female solder end



Ø	6	8	10	12	14	15	16	18	20	22	28
box	3 000	2 000	1 800	1 000	800	700	600	450	300	280	150
code	509006	509008	509010	509012	509014	509015	509016	509018	509020	509022	509028
Ø	32	35	40	42	52	54	63	64	76		
box	120	90	55	55	20	20	-	-	-	-	-
code	509032	509035	509040	509042	509052	509054	509063	509064	509076		

5092 - Elbow 90° C x Ftg female/male solder end



Ø	10	12	14	15	16	18	22	28	32	35
box	1 500	1 200	800	700	600	400	250	130	120	80
code	509210	509212	509214	509215	509216	509218	509222	509228	509232	509235
Ø	40	42	52	54	63	64				
box	55	50	20	20	-	-				
code	509240	509242	509252	509254	509263	509264				



5130 - Equal tee C x C x C x female solder end

Ø	6	8	10	12	14	15	16	18	22	28	32
box	3 000	1 500	1 000	800	500	500	400	300	160	90	70
code	513006TH	513008TH	513010	513012	513014	513015	513016	513018	513022	513028	513032
Ø	35	40	42	52	54	63	64	76	89	108	
box	60	35	30	15	15	-	-	-	-	-	
code	513035	513040	513042	513052	513054	513063	513064	513076	513089	513108	



5130 - Reduced tee C x C x C female solder end

Ø	12-08-12	12-10-10	12-10-12	12-12-10	12-14-12	12-15-12	12-16-12	12-18-12	14-10-14	14-12-12	14-12-14	14-14-12
box	1 000	1 000	1 000	800	600	500	450	350	700	550	550	600
code	5130120812	5130121010	5130121012	5130121210	5130121412	5130121512	5130121612	5130121812	5130141014	5130141212	5130141214	5130141412
Ø	14-16-14	14-18-14	15-12-15	15-15-12	15-18-15	15-22-15	16-12-12	16-12-14	16-12-16	16-14-12	16-14-14	16-14-16
box	500	300	500	500	300	200	600	500	500	500	500	500
code	5130141614	5130141814	5130151215	5130151512	5130151815	5130152215	5130161212	5130161214	5130161216	5130161412	5130161414	5130161416
Ø	16-16-12	16-16-14	16-18-14	16-18-16	16-22-16	18-12-12	18-12-16	18-12-18	18-14-14	18-14-16	18-14-18	18-15-15
box	450	400	300	300	200	400	400	380	350	350	350	360
code	5130161612	5130161614	5130161814	5130161816	5130162216	5130181212	5130181216	5130181218	5130181414	5130181416	5130181418	5130181515
Ø	18-15-18	18-16-14	18-16-16	18-16-18	18-18-14	18-18-16	18-22-18	22-12-22	22-14-18	22-14-22	22-15-15	22-15-22
box	300	350	350	300	300	300	200	250	250	250	250	200
code	5130181518	5130181614	5130181616	5130181618	5130181814	5130181816	5130182218	5130221222	5130221418	5130221422	5130221515	5130221522
Ø	22-16-16	22-16-18	22-16-22	22-18-14	22-18-16	22-18-18	22-18-22	22-22-14	22-22-16	22-22-18	22-28-22	28-12-28
box	250	250	200	250	250	250	200	200	200	180	100	140
code	5130221616	5130221618	5130221622	5130221814	5130221816	5130221818	5130221822	5130222214	5130222216	5130222218	5130222822	5130281228
Ø	28-14-28	28-16-28	28-18-18	28-18-22	28-18-28	28-22-22	28-22-28	28-28-18	28-28-22	28-35-28	32-22-32	32-28-32
box	140	130	140	120	120	100	100	100	80	65	90	80
code	5130281428	5130281628	5130281818	5130281822	5130281828	5130282222	5130282228	5130282818	5130282822	5130283528	5130322232	5130322832
Ø	35-18-35	35-22-28	35-22-35	35-28-28	35-28-35	35-35-22	35-35-28	35-42-35	42-22-42	42-28-42	42-35-42	54-22-54
box	100	90	85	80	75	60	55	40	50	50	40	30
code	5130351835	5130352228	5130352235	5130352828	5130352835	5130353522	5130353528	5130354235	5130422242	5130422842	5130423542	5130542254
Ø	54-28-54	54-35-54	54-42-54	63-28-63	64-35-64	64-42-64						
box	25	25	20	-	-	-						
code	5130542854	5130543554	5130544254	5130632863	5130643564	5130644264						



5270 - Socket C x C female/female solder end

Ø	6	8	10	12	14	15	16	18	20	22	28	32
box	3 500	3 000	1 700	1 500	1 200	1 000	1 000	700	400	400	200	200
code	527006TH	527008TH	527010	527012	527014	527015	527016	527018	527020	527022	527028	527032
Ø	35	36	40	42	52	54	63	64	76	89	108	
box	170	150	100	90	50	45	-	-	-	-	-	
code	527035	527036	527040	527042	527052	527054	527063	527064	527076	527089	5270108	



5301 - Cap C female solder end

Ø	10	12	14	15	16	18	22	28	35	42	54	63	76
box	3 000	2 500	2 000	1 500	1 200	1 000	800	400	250	150	90	-	-
code	530110	530112	530114	530115	530116	530118	530122	530128	530135	530142	530154	530163	530176



5240 - Reduced socket C x C female/female solder end

Ø	8-6	10-8	12-10	14-10	14-12	15-12	15-14	16-10	16-12	16-14	16-15
box	3 000	2 000	1 500	1 400	1 000	1 100	1 000	1 200	1 200	1 000	1 100
code	52400806	52401008	52401210	52401410	52401412	52401512	52401514	52401610	52401612	52401614	52401615
Ø	18-10	18-12	18-14	18-15	18-16	20-14	20-18	22-12	22-14	22-16	22-18
box	900	900	800	800	700	500	500	500	500	500	500
code	52401810	52401812	52401814	52401815	52401816	52402014	52402018	52402212	52402214	52402216	52402218
Ø	22-20	28-12	28-14	28-16	28-18	28-22	32-22	32-28	35-22	35-28	40-28
box	400	300	280	280	280	280	200	180	150	140	80
code	52402220	52402812	52402814	52402816	52402818	52402822	52403222	52403228	52403522	52403528	52404028
Ø	40-32	42-18	42-22	42-28	42-32	42-35	52-32	52-42	54-28	54-35	54-42
box	100	100	130	80	100	60	60	40	40	50	40
code	52404032	52404218	52404222	52404228	52404232	52404235	52405232	52405242	52405428	52405435	52405442
Ø	63-28	63-42	63-54	64-42	64-54	76-42	76-54	76-64	89-76	108-89	
box	-	-	-	-	-	-	-	-	-	-	
code	52406328	52406342	52406354	52406442	52406454	52407642	52407654	52407664	52408976	524010889	



5243 - Reduced socket C x Ftg female/male solder end

Ø	8-6	10-8	12-8	12-10	14-10	14-12	15-12	16-10	16-12	16-14	16-15
box	3 000	3 000	2 000	2 000	1 300	1 200	1 200	1 200	1 100	1 000	1 000
code	52430806	52431008	52431208	52431210	52431410	52431412	52431512	52431610	52431612	52431614	52431615
Ø	18-10	18-12	18-14	18-15	18-16	22-12	22-14	22-15	22-16	22-18	28-12
box	1 000	800	800	800	800	600	550	550	550	500	300
code	52431810	52431812	52431814	52431815	52431816	52432212	52432214	52432215	52432216	52432218	52432812
Ø	28-14	28-16	28-18	28-22	32-18	32-22	32-28	35-22	35-28	40-28	40-32
box	300	300	300	280	200	200	160	180	140	120	120
code	52432814	52432816	52432818	52432822	52433218	52433222	52433228	52433522	52433528	52434028	52434032
Ø	42-22	42-28	42-32	42-35	54-22	54-28	54-35	54-42	63-42	64-35	64-42
box	100	100	80	60	60	60	50	40	-	-	-
code	52434222	52434228	52434232	52434235	52435422	52435428	52435435	52435442	52436342	52436435	52436442
Ø	64-54	76-54	76-64	89-54	89-64	89-76	108-76				
box	-	-	-	-	-	-	-				
code	52436454	52437654	52437664	52438954	52438964	52438976	524310876				



5060 - Bend 180° C x C female/female solder end

Ø	10	12	14	15	16	18	22	28
box	800	500	300	200	200	180	90	50
code	506010	506012	506014	506015	506016	506018	506022	506028



5085 - Crossover C x C female solder end

Ø	12	14	15	16	18	22
box	300	200	200	180	120	70
code	508512	508514	508515	508516	508518	508522



5086 - Crossover C x Ftg female/male solder end

Ø	12	14	15	16	18	22
box	400	250	250	250	180	100
code	508612	508614	508615	508616	508618	508622



Brass compression fittings with brass olive



Mandatory packing applies

Recommended tightness torque: 10 to 15 Nm for 3/8", 15 to 20 Nm for 1/2", 20 to 25 Nm for 3/4" -
Mandatory packing: 10 pcs up to 1", 5 pcs above.



704 B - Male



Ø	1/4"-08	3/8"-08	3/8"-10	3/8"-12	3/8"-14	1/2"-12	1/2"-14	1/2"-15	1/2"-16	1/2"-18
box	1 000	1 000	1 000	550	550	550	550	550	500	400
code	704B0808	704B0812	704B1012	704B1212	704B1412	704B1215	704B1415	704B1515	704B1615	704B1815
Ø	3/4"-14	3/4"-16	3/4"-18	1"-22						
box	400	350	350	150						
code	704B1420	704B1620	704B1820	704B2226						

700 B - Female



Ø	1/4"-08	3/8"-08	3/8"-10	3/8"-12	3/8"-14	1/2"-10	1/2"-12	1/2"-14	1/2"-15	1/2"-16
box	1 000	1 000	1 000	500	500	500	600	500	500	400
code	700B0808	700B0812	700B1012	700B1212	700B1412	700B1015	700B1215	700B1415	700B1515	700B1615
Ø	3/4"-14	3/4"-16	3/4"-18							
box	400	350	350							
code	700B1420	700B1620	700B1820							

703 B - Equal socket



Ø	10	12	14	15	16	18
box	500	400	400	400	400	200
code	703B10	703B12	703B14	703B15	703B16	703B18

703 BR - Reduced socket



Ø	12/10	14/10	14/12
box	400	400	400
code	703BR1210	703BR1410	703BR1412

Wall connection



Ø	1/2"-12	1/2"-14
box	12	14
code	AMB1215	AMB1415

705 B - Elbow



Ø	10	12	14	15	16	18
box	500	300	300	300	300	250
code	705B10	705B12	705B14	705B15	705B16	705B18

706 B - Tee



Ø	10	12	14	15	16	18
box	300	200	200	200	200	110
code	706B10	706B12	706B14	706B15	706B16	706B18

707 B - Elbow male



Ø	3/8"-10	3/8"-12	1/2"-12	1/2"-14	1/2"-16	3/4"-18	1"-22
box	500	400	350	350	350	200	100
code	707B1012	707B1212	707B1215	707B1415	707B1615	707B1820	707B2226

ES 700 - Nut



Ø	3/8"-10	3/8"-12	1/2"-12	1/2"-14	1/2"-16	5/8"-18	3/4"-18	1"-22
code	ES7001210	ES7001212	ES7001512	ES7001514	ES7001516	ES7001716	ES7002018	ES7002622

BS700 - Olive



Ø	8	10	12	14	16	18	20	22
code	BS70008	BS70010	BS70012	BS70014	BS70016	BS70018	BS70020	BS70022

Brass threaded fittings



For heating & sanitary applications - Material: brass - Use flat gasket for tightness when possible - Use PTFE band or Loctite® type glue, no oakum - Tight with flat key (max. torque 3 to 4 kg/m) - **Mandatory packing:** 10 pcs up to 1", 5 pcs above.



90 GC - Elbow female threaded/female copper



Ø	12-3/8"	14-3/8"	12-1/2"	14-1/2"	15-1/2"	16-1/2"	18-1/2"	14-3/4"	15-3/4"	16-3/4"	
box	400	400	360	360	300	300	200	200		200	
code	90GC1212	90GC1412	90GC1215	90GC1415	90GC1515	90GC1615	90GC1815	90GC1420	90GC1520	90GC1620	
Ø	18-3/4"	22-3/4"									
box	200	150									
code	90GC1820	90GC2220									

90 GCL - Elbow female threaded/female copper



Ø	3/8"-12	3/8"-14	1/2"-12	1/2"-14	1/2"-15	1/2"-16
code	90GC1212L	90GC1214L	90GC1512L	90GC1514L	90GC1515L	90GC1516L

92 GC - Elbow male threaded/female copper



Ø	12-3/8"	14-3/8"	12-1/2"	14-1/2"	15-1/2"	16-1/2"	18-1/2"	16-3/4"	18-3/4"	22-3/4"	22-1"
box	480	480	450	450	450	360	250	200	200	170	120
code	92GC1212	92GC1412	92GC1215	92GC1415	92GC1515	92GC1615	92GC1815	92GC1620	92GC1820	92GC2220	92GC2226

130 GC - Tee center female threaded/female copper



Ø	12-3/8"-12	14-3/8"-14	12-1/2"-12	14-1/2"-14	15-1/2"-15	16-1/2"-16	18-1/2"-18	22-1/2"-22
box	300	250	250	200	180	180	150	120
code	130GC121212	130GC141214	130GC121512	130GC141514	130GC151515	130GC161516	130GC181518	130GC221522

243 GC - Welding socket male threaded/female copper



Ø	10-3/8"	12-3/8"	14-3/8"	16-3/8"	10-1/2"	12-1/2"	14-1/2"	12-1/2"-B.14.5	14-1/2"-B.14.5	15-1/2"	16-1/2"
box	750	750	750	750	500	500	500	500	500	500	500
code	243GC1012	243GC1212	243GC1412	243GC1612	243GC1015	243GC1215	243GC1415	243GC1215G	243GC1415G	243GC1515	243GC1615
Ø	18-1/2"	14-3/4"	15-3/4"	16-3/4"	18-3/4"	20-3/4"	22-3/4"	28-3/4"	18-1"	22-1"	28-1"
box	500	350	350	350	350	400	300	220	200	200	180
code	243GC1815	243GC1420	243GC1520	243GC1620	243GC1820	243GC2020	243GC2220	243GC2820	243GC1826	243GC2226	243GC2826
Ø	32-1"	28-1"1/4	32-1"1/4	35-1"1/4	36-1"1/4	32-1"1/2	36-1"1/2	40-1"1/2	42-1"1/2	52-2"	54-2"
box	160	100	100	120	120	100	100	70	70	40	40
code	243GC3226	243GC2833	243GC3233	243GC3533	243GC3633	243GC3240	243GC3640	243GC4040	243GC4240	243GC5250	243GC5450

270 GC - Welding socket female threaded/female copper



Ø	10-3/8"	12-3/8"	14-3/8"	12-1/2"	14-1/2"	15-1/2"	16-1/2"	18-1/2"	14-3/4"	15-3/4"
box	700	700	700	700	700	540	540	500	400	400
code	270GC1012	270GC1212	270GC1412	270GC1215	270GC1415	270GC1515	270GC1615	270GC1815	270GC1420	270GC1520
Ø	16-3/4"	18-3/4"	20-3/4"	22-3/4"	28-3/4"	18-1"	22-1"	28-1"	32-1"	28-1"1/4
box	400	300	100	300	160	300	160	160	100	80
code	270GC1620	270GC1820	270GC2020	270GC2220	270GC2820	270GC1826	270GC2226	270GC2826	270GC3226	270GC2833
Ø	32-1"1/4	35-1"1/4	36-1"1/4	32-1"1/2	40-1"1/2	42-1"1/2	52-2"	54-2"		
box	80	80	80	80	80	80	42	16		
code	270GC3233	270GC3533	270GC3633	270GC3240	270GC4040	270GC4240	270GC5250	270GC5450		



359 GC - 2 piece union female threaded/female copper

Ø	10-3/8"	12-3/8"	10-1/2"	12-1/2"	14-1/2"	15-1/2"	12-3/4"	14-3/4"	16-3/4"	18-3/4"
box	720	720	600	600	600	600	400	400	300	300
code	359GC1012	359GC1212	359GC1015	359GC1215	359GC1415	359GC1515	359GC1220	359GC1420	359GC1620	359GC1820

Ø	20-3/4"	18-1"	20-1"	22-1"	28-1"1/4"	32-1"1/4"	36-1"1/2"	40-2"
box	300	200	200	100	80	80	80	30
code	359GC2020	359GC1826	359GC2026	359GC2226	359GC2833	359GC3233	359GC3640	359GC4050



340 CU - Welding union female copper 2 ends

Ø	10	12	14	16	18	20	22	28	32	40	42	52
code	340CU10	340CU12	340CU14	340CU16	340CU18	340CU20	340CU22	340CU28	340CU32	340CU40	340CU42	340CU52



340 GC - Welding union female threaded/female copper - Metal/metal, conical bearing

Ø	10-3/8"	12-3/8"	14-3/8"	12-1/2"	14-1/2"	15-1/2"	16-1/2"	18-1/2"	14-3/4"	15-3/4"
box			300	260	250	320	200	150	200	200
code	340GC1012	340GC1212	340GC1412	340GC1215	340GC1415	340GC1515	340GC1615	340GC1815	340GC1420	340GC1520

Ø	16-3/4"	18-3/4"	20-3/4"	22-3/4"	28-3/4"	22-1"	28-1"	32-1"	28-1"1/4"	32-1"1/4"
box	160	160		100		100	50	40	60	30
code	340GC1620	340GC1820	340GC2020	340GC2220	340GC2820	340GC2226	340GC2826	340GC3226	340GC2833	340GC3233

Ø	35-1"1/4"	36-1"1/4"	40-1"1/4"	32-1"1/2"	40-1"1/2"	42-1"1/2"	52-2"	54-2"
box	50	50	50	20	20	20	15	15
code	340GC3533	340GC3633	340GC4033	340GC3240	340GC4040	340GC4240	340GC5250	340GC5450



341 GC - Welding union male threaded/female copper - Metal/metal, conical bearing

Ø	10-3/8"	12-3/8"	12-1/2"	14-1/2"	15-1/2"	16-1/2"	18-1/2"	14-3/4"	15-3/4"	16-3/4"
box	400	400	200	300	320	300	200	200	200	200
code	341GC1012	341GC1212	341GC1215	341GC1415	341GC1515	341GC1615	341GC1815	341GC1420	341GC1520	341GC1620

Ø	18-3/4"	20-3/4"	22-3/4"	22-1"	28-1"	32-1"	28-1"1/4"	32-1"1/4"	35-1"1/4"	36-1"1/4"
box	200	200	150	150	70	50	50	50	50	50
code	341GC1820	341GC2020	341GC2220	341GC2226	341GC2826	341GC3226	341GC2833	341GC3233	341GC3533	341GC3633

Ø	40-1"1/4"	32-1"1/2"	40-1"1/2"	42-1"1/2"	52-2"	54-2"
box	50	50	30	20	10	15
code	341GC4033	341GC3240	341GC4040	341GC4240	341GC5250	341GC5450



331 GC - Welding union with flat bearing & flat gasket - Male threaded/female copper

Ø	10-3/8"	12-3/8"	14-3/8"	12-1/2"	14-1/2"	16-1/2"	18-1/2"	14-3/4"	16-3/4"	18-3/4"
code	331GC1012	331GC1212	331GC1412	331GC1215	331GC1415	331GC1615	331GC1815	331GC1420	331GC1620	331GC1820

Ø	20-3/4"	22-3/4"	18-1"	20-1"	22-1"	28-1"	28-1"1/4"	36-1"1/2"
code	331GC2020	331GC2220	331GC1826	331GC2026	331GC2226	331GC2826	331GC2833	331GC3640



96 GCU - Elbow union female threaded/female copper

Ø	12-3/8"	14-3/8"	14-1/2"	15-1/2"	16-1/2"	15-3/4"	16-3/4"	18-3/4"	22-3/4"	22-1"	28-1"
box	120	120	120	120	120	120	120	120	120	120	60
code	96GCU1212	96GCU1412	96GCU1415	96GCU1515	96GCU1615	96GCU1520	96GCU1620	96GCU1820	96GCU2220	96GCU2226	96GCU2826



98 GCU - Elbow union male threaded/female copper

Ø	12-3/8"	14-3/8"	14-1/2"	15-1/2"	16-1/2"	15-3/4"	16-3/4"	18-3/4"	22-3/4"	22-1"	28-1"
box	120	120	120	120	120	120	120	120	120	96	96
code	98GCU1212	98GCU1412	98GCU1415	98GCU1515	98GCU1615	98GCU1520	98GCU1620	98GCU1820	98GCU2220	98GCU2226	98GCU2826



359 GCL - 2 piece socket copper/brass - Flat bearing



Ø	10-3/8"	12-3/8"	14-3/8"	12-1/2"	14-1/2"	15-1/2"	16-1/2"	18-1/2"	14-3/4"	15-3/4"
box	800	800	800	500	500	500	500	500	400	400
code	359GCL1012	359GCL1212	359GCL1412	359GCL1215	359GCL1415	359GCL1515	359GCL1615	359GCL1815	359GCL1420	359GCL1520

Ø	16-3/4"	18-3/4"	20-3/4"	22-3/4"	22-1"	28-1"	28-1"1/4"	32-1"1/4"	40-1"1/4"	42-1"1/2"
box	400	400	300	300	200	200	100	100	60	60
code	359GCL1620	359GCL1820	359GCL2020	359GCL2220	359GCL2226	359GCL2826	359GCL3228	359GCL3233	359GCL4040	359GCL4042


5002 GC - 2 piece elbow copper/brass - Flat bearing



Ø	12-3/8"	14-3/8"	12-1/2"	14-1/2"	15-1/2"	16-1/2"	14-3/4"	15-3/4"	16-3/4"	18-3/4"
box	500	400	500	400	400	400	250	200	250	250
code	5002GC1212	5002GC1412	5002GC1215	5002GC1415	5002GC1515	5002GC1615	5002GC1420	5002GC1520	5002GC1620	5002GC1820

Ø	22-3/4"	22-1"	28-1"
box	200	100	100
code	5002GC2220	5002GC2226	5002GC2826

R 80 - Equal socket female/female - Flat bearing



Ø	3/8"	1/2"	3/4"	1"
box	300	500	200	100
code	R8012	R8015	R8020	R8026

R 81 - Reduced socket female/female - Flat bearing



Ø	1/2"-3/8"	3/4"-1/2"
box	100	100
code	R811512	R812015

CR 80 - Equal elbow female/female - Flat bearing



Ø	1/2"-1/2"	3/4"-3/4"	1"-1"
box	400	200	100
code	CR8015	CR8020	CR8026

CR 80 - Reduced elbow female/female - Flat bearing



Ø	3/4"-1/2"
box	200
code	CR802015

90 G - Elbow female/female



Ø	1/4"	3/8"	1/2"	3/4"	1"	1"1/4"	1"1/2"	2"
box	300	300	170	100	50	30	20	12
code	90G08	90G12	90G15	90G20	90G26	90G33	90G40	90G50

92 G - Elbow male/female



Ø	1/8"	1/4"	3/8"	1/2"	3/4"	1"	1"1/4"	1"1/2"	2"
box	1 000	300	200	180	80	50	25	15	10
code	92G05	92G08	92G12	92G15	92G20	92G26	92G33	92G40	92G50

92 G - Compact elbow male/female



Ø	3/8"	1/2"	3/4"	1"	1"1/4"
box	600	400	200	120	60
code	92G12C	92G15C	92G20C	92G26C	92G33C

92 G - Reduced elbow female/male



Ø	3/4"-1/2"
box	300
code	92G2015

94 G - Elbow male



Ø	1/4"	10-3/8"	12-1/2"	14-1/2"	16-3/4"	18-3/4"	1"
box	1000	500	300	250	170	170	100
code	94G08	94G1012	94G1215	94G1415	94G1620	94G1820	94G26

94 G - Reduced elbow male



Ø	1/2"-3/8"
box	400
code	94G1512R

130 G - Tee female



Ø	1/8"	1/4"	3/8"	1/2"	3/4"	1"	1 1/4"	1 1/2"	2"
box	800	300	200	180	50	40	20	15	10
code	130G05	130G08	130G12	130G15	130G20	130G26	130G33	130G40	130G50

130 G - Reduced tee female



Ø	1 1/4-3/4"-1 1/4"
box	20
code	130G332033

135 G - Tee male



Ø	1/4"	10-3/8"	12-1/2"	14-1/2"	16-3/4"	18-3/4"	1"
box	700	300	300	300	120	120	50
code	135G08	135G1012	135G1215	135G1415	135G1620	135G1820	135G26

Tee 3/4 male/male/female



Ø	3/4"
box	100
code	ZTMMF

Chrome-plated tee 3/4 male/male/female



Ø	3/4"
box	80
code	ZTMMFN

180 G - Cross female



Ø	1/2"	3/4"	1"
box	80	50	30
code	180G15	180G20	180G26

270 R - Socket



Ø	3/8"	1/2"	3/4"	1"	1 1/4"	1 1/2"	2"
box	700	450	300	130	90	70	40
code	270R12	270R15	270R20	270R26	270R33	270R40	270R50

280 G - Equal nipple male



Ø	1/8"	1/4"	3/8"	1/2"	1/2" B. 14.5	3/4"	1"	1 1/4"	1 1/2"	2"
box	2 000	1 500	900	500	500	300	150	100	70	40
code	280G05	280G08	280G12	280G15	280G15G	280G20	280G26	280G33	280G40	280G50

Ø	2 1/2"	3"
box	40	40
code	280G65	280G80

280 GR - Multi threaded fitting (sold by 2)



Ø	M3/4"-F1/2" & M3/4"-M1/2"
code	280GR2015

245 G - Reduced nipple male



Ø	1/4"-1/8"	3/8"-1/8"	3/8"-1/4"	1/2"-1/8"	1/2"-1/4"	1/2"-3/8"	3/4"-3/8"	3/4"-1/2"	1"-1/2"	1"-3/4"
box	1 800	1 000	1 000	650	650	550	400	350	250	180
code	245G0805	245G1205	245G1208	245G1505	245G1508	245G1512	245G2012	245G2015	245G2615	245G2620

Ø	1 1/4-3/4"	1 1/4-1"	1 1/2-1"	1 1/2-1 1/4"	2"-1 1/4"	2"-1 1/2"	2 1/2-2"
box	120	100	80	80	50	60	30
code	245G3320	245G3326	245G4026	245G4033	245G5033	245G5040	245G6550

374 G - Nut female



Ø	10-3/8"	12-3/8"	10-1/2"	12-1/2"	14-1/2"	15-1/2"	16-1/2"	12-3/4"	14-3/4"	16-3/4"
box	1 000	1 000		700	700	700	700	450	450	450
code	374G1012	374G1212	374G1015	374G1215	374G1415	374G1515	374G1615	374G1220	374G1420	374G1620

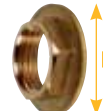
Ø	18-3/4"	20-3/4"	22-3/4"	20-1"	22-1"	26-1"	28-1 1/4"	32-1 1/4"	42-1 1/2"
box	450	450	450	250	250	250	150	150	150
code	374G1820	374G2020	374G2220	374G2026	374G2226	374G2626	374G2833	374G3233	374G4240

169 G - Nut




Ø	3/8"	1/2"	3/4"	1"
box	1 600	1 500	1 000	1 000
code	169G12	169G15	169G20	169G26

169 GL - Lock nut



Ø	3/8"	1/2"	3/4"	1"
box	900	620	350	220
D	30	35	45	54
code	169GL12	169GL15	169GL20	169GL26

Brass fittings



280 GL - Extension male/male


Ø	3/8"	1/2"	3/4"	1"
box	400	250	140	80
L	40	40	40	40
code	280GL12	280GL15	280GL20	280GL26



246 EL - Extension male/female

Ø	3/8"	1/2"	3/4"	1"
box	350	250	150	90
L	40	40	40	40
code	246EL12	246EL15	246EL20	246EL26

RD - Straight extension



Ø	3/8"	3/8"	3/8"	3/8"	1/2"	1/2"	1/2"	1/2"	3/4"	3/4"	3/4"	3/4"
L	25	50	75	100	25	50	75	100	25	50	75	100
code	RD02512	RD05012	RD07512	RD10012	RD02515	RD05015	RD07515	RD10015	RD02520	RD05020	RD07520	RD10020

Elbow union - Conical bearing



Ø	3/8"	1/2"	3/4"	1"	1"1/4*	1"1/2*	2"*
box	80	70	60	40	25	24	12
code	CU12	CU15	CU20	CU26	CU33	CU40	CU50

* with o-ring

Elbow union - Nickel-plated - Conical bearing



Ø	1/2"	3/4"	1"
box	70	60	40
code	CU15N	CU20N	CU26N

Union fitting - Conical bearing



Ø	3/8"	1/2"	3/4"	1"	1"1/4*	1"1/2*	2"*
box	160	180	90	60	40	20	10
code	RU12	RU15	RU20	RU26	RU33	RU40	RU50

* with o-ring

Union fitting - Nickel-plated - Conical bearing



Ø	1/2"	3/4"	1"
box	180	90	60
code	RU15N	RU20N	RU26N

Elbow union - Flat bearing & gasket



Ø	3/4"	1"
box	20	8
code	CU20PP	CU26PP



2 piece fitting female/female

Ø	1"-1/2"	1"1/4-3/4"	1"1/2-1"	2"-1"1/4"
box	10	10	10	10
code	ZRU2615F	ZRU3320F	ZRU4026F	ZRU5033F

Union fitting female/female - Conical bearing



Ø	3/8"	1/2"	3/4"	1"	1"1/4"	1"1/2"	2"
box	120	120	120	48	36	30	24
code	RU12F	RU15F	RU20F	RU26F	RU33F	RU40F	RU50F

2 piece fitting female/male - Flat bearing



Ø	1/2"-3/8"	3/4"-1/2"	1"-1/2"	1"-3/4"	1"-1"	1"1/4-3/4"	1"1/4-1"
code	ZRU1512	ZRU2015	ZRU2615	ZRU2620	ZRU2626	ZRU3320	ZRU3326

300 G - Female cap



Ø	1/4"	3/8"	1/2"	3/4"	1"	1"1/4"	1"1/2"	2"
box	1 500	1 000	750	400	250	140	100	60
code	300G08	300G12	300G15	300G20	300G26	300G33	300G40	300G50

292 G - Male cap



Ø	1/4"	3/8"	1/2"	3/4"	1"	1"1/4"	1"1/2"	2"	2"1/2"
box	1 500	1 500	800	320	200	100	80	50	40
code	292G08	292G12	292G15	292G20	292G26	292G33	292G40	292G50	292G65

199 G - Reduced nut female/male



Ø	1/2"-3/8"	3/4"-3/8"	3/4"-1/2"	1"-1/2"	1"-3/4"	1"1/4-1"	1"1/2-1"1/4"
box	1 000	1 000	1 000	1 000	600	350	200
code	199G1512	199G2012	199G2015	199G2615	199G2620	199G3326	199G4033

241 G - Reduced nipple female/male



Ø	1/4"-1/8"	3/8"-1/8"	3/8"-1/4"	1/2"-1/8"	1/2"-1/4"	1/2"-3/8"	3/4"-3/8"	3/4"-1/2"	1"-1/2"	1"-3/4"
box	2 200	1 500	1 500	1 000	1 000	750	750	500	300	450
code	241G0805	241G1205	241G1208	241G1505	241G1508	241G1512	241G2012	241G2015	241G2615	241G2620

Ø	1"1/4-3/4"	1"1/4-1"	1"1/2-1"	1"1/2-1"1/4"	2"-1"1/4"	2"-1"1/2"	2"1/2-2"
box	150	120	120	100	75	75	40
code	241G3320	241G3326	241G4026	241G4033	241G5033	241G5040	241G6550

240 G - Reduced socket female



Ø	1/4"-1/8"	3/8"-1/4"	1/2"-1/4"	1/2"-3/8"	3/4"-3/8"	3/4"-1/2"	1"-3/8"	1"-1/2"	1"-3/4"	1"1/4-3/4"
box	720	720	550	500	400	400	200	200	200	100
code	240G0805	240G1208	240G1508	240G1512	240G2012	240G2015	240G2612	240G2615	240G2620	240G3320

Ø	1"1/4-1"	1"1/2-1"	1"1/2-1"1/4"	2"-1"1/2"
box	100	100	100	100
code	240G3326	240G4026	240G4033	240G5040

270 G - Equal socket with thrust female



Ø	3/8"	1/2"	3/4"	1"	1"1/4"	1"1/2"	2"
box	1 000	400	300	200	100	60	36
code	270G12	270G15	270G20	270G26	270G33	270G40	270G50

272 G - Equal socket female



Ø	1/8"	1/4"	3/8"	1/2"	3/4"	1"	1"1/4"	1"1/2"	2"
box	1 000	1 000	1 000	400	300	200	100	80	40
code	272G05	272G08	272G12	272G15	272G20	272G26	272G33	272G40	272G50

246 E - Equal nipple male/female



Ø	1/8"	1/4"	3/8"	1/2"	1/2"B.14.5	3/4"	1"	1"1/4"	1"1/2"	2"	2"1/2"	3"
box	1 000	1 000	1 000	500	500	300	200	100	80	50	20	20
code	246E05	246E08	246E12	246E15	246E15G	246E20	246E26	246E33	246E40	246E50	246E65	246E80

246 G - Reduced nipple male/female



Ø	1/4"-1/8"	3/8"-1/8"	3/4"-1/4"	1/2"-1/4"	1/2"-3/8"	3/4"-3/8"	3/4"-1/2"	1"-3/8"	1"-1/2"	1"-3/4"
box	900	200	650	650	650	450	350	130	300	200
code	246G0805	246G1205	246G1208	246G1508	246G1512	246G2012	246G2015	246G2612	246G2615	246G2620

Ø	1"1/4-3/4"	1"1/4-1"	1"1/2-1"	1"1/2-1"1/4"	2"-1"	2"-1"1/4"	2"-1"1/2"	2"1/2-2"
box	100	100	100	90	50	50	50	50
code	246G3320	246G3326	246G4026	246G4033	246G5026	246G5033	246G5040	246G6550

243 G - Nipple male/reduced female



Ø	1/4"-1/8"	3/8"-1/8"	3/8"-1/4"	1/2"-1/4"	1/2"-3/8"	3/4"-3/8"	3/4"-1/2"	1"-1/2"	1"-3/4"	1"1/4-3/4"
box	1 000	750	750	750	750	450	350	250	250	150
code	243G0805	243G1205	243G1208	243G1508	243G1512	243G2012	243G2015	243G2615	243G2620	243G3320

Ø	1"1/4-1"	1"1/2-1"	1"1/2-1"1/4"	2"-1"1/4"	2"-1"1/2"	2"1/2-2"
box	150	100	80	50	50	50
code	243G3326	243G4026	243G4033	243G5033	243G5040	243G6550

Wall connection elbow 1/2" female/female copper



Ø	12	14	16
box	300	300	250
code	AMS1512	AMS1514	AMS1516

Wall connection



Ø	1/2"	12*	14*
code	AM	AM12	AM14

* with nut & gasket

Chrome-plated threaded fittings



For sanitary applications - Material: chrome-plated brass CW617N or CW615N - Use flat gasket for tightness when possible - Use PTFE band or Loctite® type glue, no oakum - Tight with flat key (max. torque 3 to 4 kg/m) - **Mandatory packing:** 10 pcs up to 1", 5 pcs above.



280 GCH - Equal nipple male



Ø	3/8"	1/2"	3/4"	1"
box	400	250	300	150
code	280G12CH	280G15CH	280G20CH	280G26CH

245 GCH - Reduced nipple male



Ø	1/2"-3/8"	3/4"-1/2"	1"-3/4"
box	550	300	130
code	245G1512CH	245G2015CH	245G2620CH

300 GCH - Female cap



Ø	3/8"	1/2"	3/4"
box	300	400	350
code	300G12CH	300G15CH	300G20CH

292 GCH - Male cap



Ø	3/8"	1/2"	3/4"
box	500	450	250
code	292G12CH	292G15CH	292G20CH

270 GCH - Equal socket with thrust female



Ø	3/8"	1/2"	3/4"
box	300	200	200
code	270G12CH	270G15CH	270G20CH

240 GCH - Reduced socket female



Ø	1/2"-3/8"	3/4"-1/2"
box	250	200
code	240G1512CH	240G2015CH

243 GCH - Nipple male/reduced female



Ø	1/2"-3/8"	3/4"-1/2"
box	300	300
code	243G1512CH	243G2015CH

246 ECH - Equal nipple male/female



Ø	3/8"	1/2"	3/4"	1"
box	250	250	200	150
code	246E12CH	246E15CH	246E20CH	246E26CH

241 GCH - Reduced nipple female/male



Ø	1/2"-3/8"	3/4"-1/2"	1"-3/4"
box	250	300	250
code	241G1512CH	241G2015CH	241G2620CH

246 GCH - Reduced nipple male/female



Ø	1/2"-3/8"	3/4"-1/2"	1"-3/4"
box	300	200	200
code	246G1512CH	246G2015CH	246G2620CH

199 GCH - Nut reduced female/male



Ø	1/2"-3/8"	3/4"-1/2"	1"-3/4"
box	400	350	300
code	199G1512CH	199G2015CH	199G2620CH

Wall connection



Ø	1/2"	12*	14*
code	AMC	AMC12	AMC14

* with nut & gasket

90 GCH - Elbow female/female



Ø	3/8"	1/2"	3/4"	1"
box				
code	90G12CH	90G15CH	90G20CH	90G26CH

92 GCH - Elbow male/female



Ø	3/8"	1/2"	3/4"	1"
box	600	350	250	120
code	92G12CH	92G15CH	92G20CH	92G26CH

130 GCH - Tee female



Ø	3/8"	1/2"	3/4"	1"
box				
code	130G12CH	130G15CH	130G20CH	130G26CH

270 RCH - Socket



Ø	3/8"	1/2"	3/4"
box	700	450	300
code	270R12CH	270R15CH	270R20CH

Straight extension



Ø	3/8"	3/8"	3/8"	3/8"	1/2"	1/2"	1/2"	1/2"	3/4"	3/4"	3/4"	3/4"
box	320	240	160	80	192	144	96	48	128	96	64	32
L	25	50	75	100	25	50	75	100	25	50	75	100
code	RD02512CH	RD05012CH	RD07512CH	RD10012CH	RD02515CH	RD05015CH	RD07515CH	RD10015CH	RD02520CH	RD05020CH	RD07520CH	RD10020CH