# Parker Legris Rectus Distribution Catalogue

## Low Pressure Fluid Handling Solutions

Parker

ENGINEERING YOUR SUCCESS.

# #01

## FITTINGS

Push-in Fittings

Function Fittings

Compression Fittings

Adaptors and Manifolds

# How to Choose Your Fittings

## Key points to consider before choosing your industrial connector

### What function do you need?

- Protect your system
- Detect end of cylinder rod stroke
- Control and improve the performance of your system
- Working on your system

### What type of fluid is being conveyed ?

- Compatibility of seal and connector materials with the fluid

### What are the conditions of use ?

- Vacuum
- Pressure
- Fluid temperature
- With or without seal
- Flow requirements

### Which kind of thread do you need ?

- Male thread/Female thread
- BSPP, BSPT, NPT, Metric

### Which connector do you need ?

- Push-In Fittings
- Compression Fittings
- Spigot Fittings
- Tailpiece Adaptors

### Do you have compliance requirements ?

- Norms & regulations
- ISO 9001/ISO TS 16949; RoHS, FDA, NSF
- Silicone-free, phthalates free, etc...
- Compatible materials with the application
- Chemical compatibility

### What is your application environment ?

- Ambient air quality (pollution)
- Risk of shocks
- Confined areas/access difficulties
- External uses (UV, saline environments)
- Use of products on mobile equipment

### Have you thought about additional product requirements ?

- Tubing
- Valves
- Couplings
- Blowguns

# General Information on Fittings

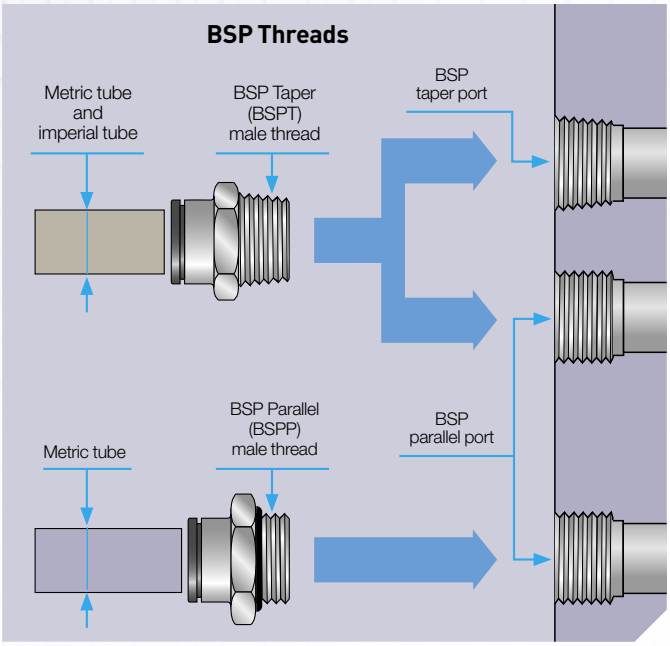


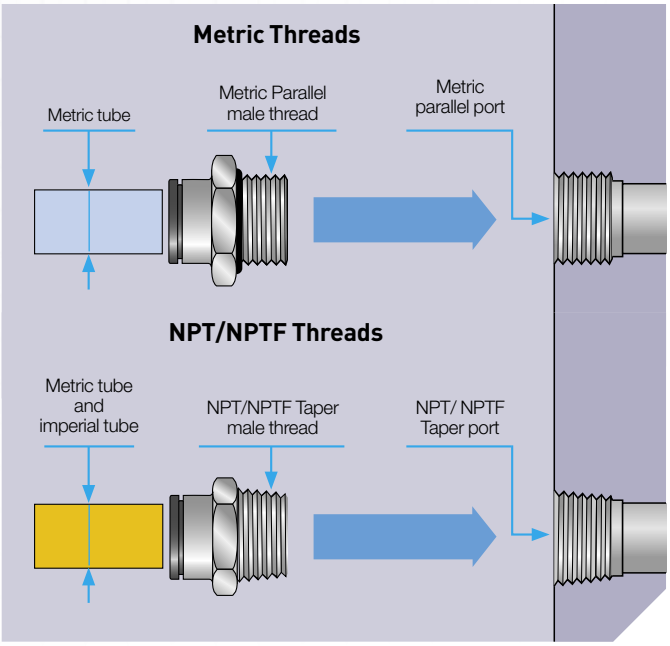


## Push-In Fittings

### Tube retention with gripping ring

- No damage to the tube
- Ideal for polymer tubes
- Particularly compact

### Tube retention with collet

- Robust solution for harsh environments
- Resistant to high pressure, excellent lifespan
- Ideal for grooved metal tubes

### Tube retention with reversed collet

- Protected disconnection
- Can withstand very high pressures
- Double sealing

**Advantages**

Allows flexible and modular systems to be assembled quickly.

Provides a compact and lightweight connection solution.

Facilitates installation due to a swivelling body.

Reliability of the connection ensured through the one-piece design.

Suitable for use with a wide range of tubes.

Prolongs the lifespan of your systems.

## Compression Fittings

Connection and sealing achieved by crimping a metal olive onto a tube. The seals are metal to metal.

**Advantages**

Can withstand very high pressures and temperatures.

Allows all types of tube to be connected, both polymer and metal.

Increases the lifetime of the fitting.

## Spigot Compression Fittings

Connection and sealing by the distortion and gripping of a plastic tube.

**Advantages**

Intended for the connection of very flexible or non-calibrated tubes.

# Part Number Identification

The part numbers are selected using a technical mnemonic code.

Each fitting and valve is identified by:

- model series (4 digits)
- nominal diameter (2 digits)

## Fittings

**3101** **08** **10**

Item type

Nominal diameter

**Tube O.D.**

| | |
|---|---|
| 4 mm | 04 |
| 6 mm | 06 |
| 8 mm | 08 |
| 10 mm | 10 |
| 12 mm | 12 |
| 16 mm | 16 |
| Inch | |
| 1/4" | 56 |
| 3/8" | 60 |
| 1/2" | 62 |

Thread code

**Nominal diameter code:** equates to the outside diameter of the tube
**Thread code:** see tables below
When the product does not have a thread, the code used is: 00.

**3101** Stud Fitting, Male BSPP and Metric Thread

Nickel-plated brass, NBR

You will find the part type at the top of each table

## Thread Identification

| BSP Thread | Code | NPT/NPTF Threads | Code |
|---|---|---|---|
| 1/8" | **10** | 1/16" | **08** |
| 1/4" | **13** | 1/8" | **11** |
| 3/8" | **17** | 1/4" | **14** |
| 1/2" | **21** | 3/8" | **18** |
| 3/4" | **27** | 1/2" | **22** |
| 1" | **34** | 3/4" | **28** |
| 1¼" | **42** | 1" | **35** |
| 1½" | **49** | 1¼" | **43** |
| 2" | **48** | 1½" | **50** |
| | | 2" | **44** |

| Metric Thread | Code | Metric Thread | Code | Metric Thread | Code |
|---|---|---|---|---|---|
| M3x0.5 | **09** | M12x1.25 | **66** | M22x1.5 | **82** |
| M5x0.8 | **19** | M12x1.5 | **67** | M24x1.5 | **83** |
| M6x1 | **52** | M13x1.25 | **68** | M27x1.5 | **85** |
| M7x1 | **55** | M14x1.25 | **70** | M30x2 | **88** |
| M8x1 | **56** | M14x1.5 | **71** | M33x1.5 | **90** |
| M8x1.25 | **57** | M16x1.25 | **74** | M39x1.5 | **36** |
| M10x1 | **60** | M16x1.5 | **75** | M42x1.5 | **37** |
| M10x1.5 | **62** | M18x1.5 | **78** | M42x2 | **96** |
| M12x1 | **65** | M20x1.5 | **80** | M48x2 | **98** |

| | Materials | Fluids | Maximum Pressure (bar) | Temperature | | Performance in Aggressive Environments | | Page |
|---|---|---|---|---|---|---|---|---|
| | | | | Min. | Max. | Mechanical | Chemical | |
| **Push-In Fittings** | | | | | | | | |
| **LF 3000®** | Technical polymer/ nickel-plated brass: NBR | Compressed air | 20 | -20°C | +80°C | Good | Moderate | **18** |
| **LF 3200** | Nickel-plated brass/ NBR | Compressed air | 20 | -15°C | +80°C | Excellent | Moderate | **41** |
| LIQUIfit® | Bio-sourced polymer/ EPDM | Liquids | 16 | -10°C | +95°C | Moderate | Excellent | **43** |
| LIQUIfit® **with Metal Adaptor**  | Bio-sourced polymer/ nickel-plated brass FDA/stainless steel 316L/EPDM | Liquids | 16 | -10°C | +95°C<br>version all metal: +130°C | Moderate | Excellent | **55** |
| **LF 3600** | Nickel-plated brass FDA/FKM | All brass-compatible fluids | 30 | -25°C | +150°C | Excellent | Good | **60** |
| **Low lead brass LF 3600** | Low lead brass FDA/FKM | All brass-compatible fluids, water | 30 | -25°C | +150°C | Excellent | Good | **68** |
| **LF 3800** | Stainless steel 316L/ FKM | All fluids | 30 | -25°C | +150°C | Excellent | Excellent | **71** |
| **LF 6800**  | Nickel-plated brass/ EPDM | $O_2$, analytical gases | 15 | -10°C | +95°C | Moderate | Excellent | **77** |
| **LF 6100** | Brass/NBR | All brass-compatible fluids | 60 | -40°C | +120°C | Excellent | Excellent | **80** |

# LF 3000® Push-In Fittings / Stud Fittings

A range of technical polymer fittings to cover most needs of low pressure pneumatic applications.

**Ø metric:** 3 to 16 mm
**Ø inch:** 1/8" to 1/2"

## Technical Characteristics

- **Compatible Fluids:** Compressed air
  Other fluids: please consult us
- **Working Pressure:** Vacuum to 20 bar
- **Working Temperature:** -20°C to +80°C

| Tightening Torque (daN.m) | Threads | | | | | | | | |
|---|---|---|---|---|---|---|---|---|---|
| | M3 x0.5 | M5 x0.8 | M7 x1 | M10 x1 | M12 x1.5 | G1/8 | G1/4 | G3/8 | G1/2 |
| | 0.06 | 0.16 | 0.8 | 0.8 | 1.1 | 0.8 | 1.2 | 3 | 3.5 |

Reliable performance is dependent upon the type of fluid conveyed, component materials and tubing being used.

Use is guaranteed with a vacuum of 755 mm Hg (99% vacuum).

## Component Materials

**Silicone-free**

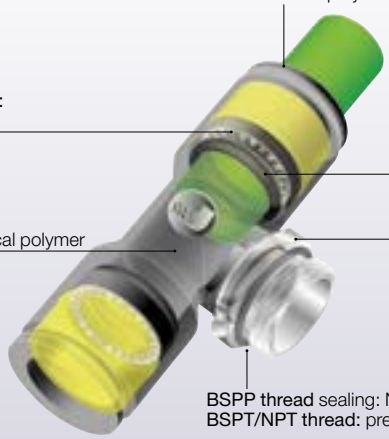


## Advantages

- Robust, lightweight, compact to build your pneumatic circuits
- Full flow connections to optimize flow rates
- Use in vacuum as well as in compressed air
- Customised products upon request. Please, contact us.

## Regulations

- **ISO 14743**
- **PED**
- **RoHS**
- **REACH**

## 3175 Stud Fitting, Male BSPT Thread

Nickel-plated brass, NBR

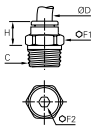


| ØD | C | | F1 | F2 | H | Kg |
|---|---|---|---|---|---|---|
| 4 | R1/8 | **3175 04 10** | 10 | 3 | 9.5 | 0.005 |
| | R1/4 | **3175 04 13** | 14 | 3 | 6.5 | 0.011 |
| | R3/8 | **3175 04 17** | 17 | 3 | 8 | 0.024 |
| 6 | R1/8 | **3175 06 10** | 11 | 4 | 11.5 | 0.005 |
| | R1/4 | **3175 06 13** | 14 | 4 | 8.5 | 0.011 |
| | R3/8 | **3175 06 17** | 17 | 4 | 8.5 | 0.021 |
| | R1/2 | **3175 06 21** | 21 | 4 | 9 | 0.043 |
| 8 | R1/8 | **3175 08 10** | 13 | 5 | 20 | 0.011 |
| | R1/4 | **3175 08 13** | 14 | 6 | 17 | 0.014 |
| | R3/8 | **3175 08 17** | 17 | 6 | 13 | 0.021 |
| | R1/2 | **3175 08 21** | 21 | 6 | 12 | 0.039 |
| 10 | R1/8 | **3175 10 10** | 16 | 5 | 22.5 | 0.017 |
| | R1/4 | **3175 10 13** | 16 | 7 | 20 | 0.017 |
| | R3/8 | **3175 10 17** | 17 | 8 | 16.5 | 0.019 |
| | R1/2 | **3175 10 21** | 21 | 8 | 14 | 0.036 |
| 12 | R1/4 | **3175 12 13** | 19 | 7 | 26.5 | 0.029 |
| | R3/8 | **3175 12 17** | 19 | 9 | 24 | 0.028 |
| | R1/2 | **3175 12 21** | 21 | 10 | 19.5 | 0.036 |
| 14 | R3/8 | **3175 14 17** | 22 | 9 | 28.5 | 0.044 |
| | R1/2 | **3175 14 21** | 24 | 10 | 23.5 | 0.046 |
| 16 | R3/8 | **3175 16 17** | 27 | 9 | 32.5 | 0.068 |
| | R1/2 | **3175 16 21** | 27 | 12 | 32.5 | 0.079 |

Pre-coated thread

## 3175 Stud Fitting, Male NPT Thread

Nickel-plated brass, NBR

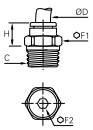


| ØD | C | | F1 | F2 | H | Kg |
|---|---|---|---|---|---|---|
| 6 | NPT1/8 | **3175 06 11** | 11 | 4 | 11.5 | 0.006 |
| | NPT1/4 | **3175 06 14** | 14 | 4 | 8.5 | 0.012 |
| 10 | NPT1/4 | **3175 10 14** | 16 | 7 | 20 | 0.018 |
| | NPT3/8 | **3175 10 18** | 18 | 8 | 16.5 | 0.023 |
| | NPT1/2 | **3175 10 22** | 22 | 8 | 14 | 0.038 |
| 12 | NPT3/8 | **3175 12 18** | 19 | 9 | 24 | 0.030 |
| | NPT1/2 | **3175 12 22** | 22 | 10 | 19.5 | 0.037 |

Pre-coated thread
5/32"(4 mm) and 5/16"(8 mm) are also available.

## 3175 Stud Fitting, Male NPT Thread — Inch

Nickel-plated brass, NBR

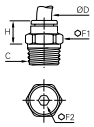


| ØD | C | | F1 | F2 | H | Kg |
|---|---|---|---|---|---|---|
| 1/8 | NPT1/8 | 3175 53 11 | 11 | 2 | 7.2 | 0.006 |
| | NPT1/4 | 3175 53 14 | 14 | 2 | 8 | 0.015 |
| 1/4 | NPT1/8 | 3175 56 11 | 11 | 4 | 11.9 | 0.007 |
| | NPT1/4 | 3175 56 14 | 14 | 4 | 9.4 | 0.013 |
| | NPT3/8 | 3175 56 18 | 18 | 5 | 7.6 | 0.024 |
| 3/8 | NPT1/8 | 3175 60 11 | 16 | 4 | 22.7 | 0.019 |
| | NPT1/4 | 3175 60 14 | 16 | 7 | 20.5 | 0.019 |
| | NPT3/8 | 3175 60 18 | 18 | 7 | 17.5 | 0.026 |
| 1/2 | NPT3/8 | 3175 62 18 | 22 | 9.5 | 25.9 | 0.048 |
| | NPT1/2 | 3175 62 22 | 24 | 9.5 | 22.1 | 0.064 |

Pre-coated thread

## 3175 Stud Fitting, Male BSPT Thread — Inch

Nickel-plated brass, NBR

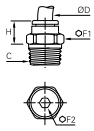


| ØD | C | | F1 | F2 | H | Kg |
|---|---|---|---|---|---|---|
| 1/8 | R1/8 | 3175 53 10 | 11 | 3 | 8.5 | 0.005 |
| 3/16 | R1/8 | 3175 55 10 | 11.1 | 3.2 | 15.5 | 0.009 |
| | R1/4 | 3175 55 13 | 14.3 | 4 | 15 | 0.020 |
| 1/4 | R1/8 | 3175 56 10 | 11 | 4 | 12 | 0.006 |
| | R1/4 | 3175 56 13 | 14 | 4 | 9.5 | 0.021 |
| 3/8 | R1/4 | 3175 60 13 | 16 | 7 | 20.5 | 0.018 |
| | R3/8 | 3175 60 17 | 17 | 7 | 16.5 | 0.019 |
| | R1/2 | 3175 60 21 | 21 | 7 | 14 | 0.037 |
| 1/2 | R1/4 | 3175 62 13 | 22 | 6 | 26.9 | 0.044 |
| | R3/8 | 3175 62 17 | 22 | 7 | 25.9 | 0.048 |
| | R1/2 | 3175 62 21 | 24 | 7 | 20.5 | 0.049 |

Pre-coated thread

## 3101 Stud Fitting, Male BSPP and Metric Thread

Nickel-plated brass, NBR

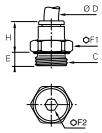


| ØD | C | | E | F1 | F2 | H | Kg |
|---|---|---|---|---|---|---|---|
| 3 | M3x0.5 | 3101 03 09* | 2.5 | 8 | | 12.5 | 0.003 |
| | M5x0.8 | 3101 03 19 | 3.5 | 8 | 2.5 | 12.5 | 0.004 |
| 4 | M3x0.5 | 3101 04 09* | 2.5 | 8 | | 14.5 | 0.003 |
| | M5x0.8 | 3101 04 19 | 3 | 9 | 2.5 | 14 | 0.004 |
| | M7x1 | 3101 04 55 | 5 | 10 | 2.5 | 14 | 0.004 |
| | G1/8 | 3101 04 10 | 5 | 13 | 3 | 11.5 | 0.007 |
| | G1/4 | 3101 04 13 | 5.5 | 16 | 3 | 10.5 | 0.011 |
| 6 | M5x0.8 | 3101 06 19 | 3.5 | 11 | 2.5 | 16 | 0.005 |
| | M7x1 | 3101 06 55 | 5 | 10 | 3 | 16 | 0.006 |
| | M10x1 | 3101 06 60 | 5 | 13 | 4 | 13 | 0.007 |
| | M12x1.5 | 3101 06 67 | 5.5 | 15 | 4 | 13 | 0.009 |
| | G1/8 | 3101 06 10 | 5 | 13 | 4 | 13 | 0.007 |
| | G1/4 | 3101 06 13 | 5.5 | 16 | 4 | 12.5 | 0.011 |
| | G3/8 | 3101 06 17 | 5.5 | 20 | 4 | 13 | 0.020 |
| | G1/2 | 3101 06 21 | 7 | 24 | 4 | 20 | 0.039 |
| 8 | M10x1 | 3101 08 60 | 5 | 13 | 5 | 21 | 0.011 |
| | M12x1.5 | 3101 08 67 | 5.5 | 15 | 5 | 21 | 0.015 |
| | G1/8 | 3101 08 10 | 4.5 | 13 | 5 | 20.5 | 0.011 |
| | G1/4 | 3101 08 13 | 5.5 | 16 | 6 | 19.5 | 0.016 |
| | G3/8 | 3101 08 17 | 5.5 | 20 | 6 | 18 | 0.022 |
| | G1/2 | 3101 08 21 | 7 | 24 | 6 | 16.5 | 0.038 |
| 10 | G1/4 | 3101 10 13 | 5.5 | 16 | 7 | 23 | 0.018 |
| | G3/8 | 3101 10 17 | 5.5 | 20 | 8 | 19.5 | 0.021 |
| | G1/2 | 3101 10 21 | 7 | 24 | 8 | 18.5 | 0.033 |
| 12 | G1/4 | 3101 12 13 | 5.5 | 19 | 7 | 27.5 | 0.027 |
| | G3/8 | 3101 12 17 | 5.5 | 20 | 9 | 27 | 0.028 |
| | G1/2 | 3101 12 21 | 7 | 24 | 11 | 22.5 | 0.035 |
| 14 | G3/8 | 3101 14 17 | 5.5 | 22 | 9 | 29.5 | 0.041 |
| | G1/2 | 3101 14 21 | 7 | 24 | 11 | 28 | 0.046 |
| 16 | G3/8 | 3101 16 17 | 7.5 | 27 | 9 | 32.5 | 0.061 |
| | G1/2 | 3101 16 21 | 9 | 27 | 12 | 32.5 | 0.068 |

*Bi-material O ring seal

## 3181 Stud Fitting Round Body, Male Metric Thread

Nickel-plated brass, NBR

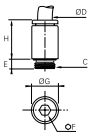


| ØD | C | | E | F | G | H | Kg |
|---|---|---|---|---|---|---|---|
| 4 | M5x0.8 | 3181 04 19 | 3.5 | 2.5 | 8.5 | 14.5 | 0.003 |
| | M7x1 | 3181 04 55 | 5 | 3 | 10 | 14 | 0.004 |
| 6 | M5x0.8 | 3181 06 19 | 3.5 | 2.5 | 11 | 16.5 | 0.005 |
| | M7x1 | 3181 06 55 | 5 | 3 | 10 | 16 | 0.005 |

The internal hexagon and circular external shape ensure that model 3181 provides highly compact assembly.
They can be easily installed with an Allen key without the need of a spanner.

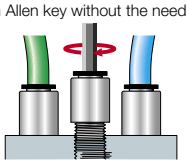

## 3114 Stud Fitting, Female BSPP and Metric Thread

Nickel-plated brass, NBR

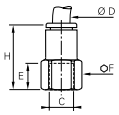


| ØD | C | | E | F | H | Kg |
|---|---|---|---|---|---|---|
| 4 | M5x0.8 | **3114 04 19** | 6.5 | 8 | 19.5 | 0.005 |
| | G1/8 | **3114 04 10** | 9.5 | 13 | 22.5 | 0.010 |
| | G1/4 | **3114 04 13** | 13.5 | 16 | 26.5 | 0.015 |
| 6 | G1/8 | **3114 06 10** | 9.5 | 13 | 24.5 | 0.011 |
| | G1/4 | **3114 06 13** | 13.5 | 16 | 28.5 | 0.016 |
| 8 | G1/8 | **3114 08 10** | 9.5 | 13 | 29 | 0.015 |
| | G1/4 | **3114 08 13** | 13.5 | 16 | 33 | 0.021 |
| | G3/8 | **3114 08 17** | 14 | 19 | 34 | 0.025 |
| 10 | G1/4 | **3114 10 13** | 13.5 | 16 | 36 | 0.028 |
| | G3/8 | **3114 10 17** | 14 | 19 | 36 | 0.027 |
| | G1/2 | **3114 10 21** | 19.5 | 24 | 41.5 | 0.047 |
| 12 | G3/8 | **3114 12 17** | 14 | 19 | 40 | 0.033 |
| | G1/2 | **3114 12 21** | 19.5 | 24 | 45.5 | 0.052 |
| 14 | G3/8 | **3114 14 17** | 14 | 22 | 42.5 | 0.057 |
| 16 | G1/2 | **3114 16 21** | 15 | 27 | 49 | 0.096 |

## 3131 Stud Standpipe, Male BSPP and Metric Thread

Technical polymer, Nickel-plated brass, NBR

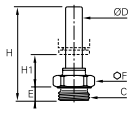


| ØD | C | | E | F | H | H1 | Kg |
|---|---|---|---|---|---|---|---|
| 4 | M5x0.8 | **3131 04 19** | 3.5 | 8 | 31 | 16 | 0.002 |
| | G1/8 | **3131 04 10** | 5 | 13 | 30 | 13.5 | 0.005 |
| | G1/4 | **3131 04 13** | 5.5 | 16 | 31 | 13.5 | 0.010 |
| 6 | G1/8 | **3131 06 10** | 5 | 13 | 32 | 13.5 | 0.005 |
| | G1/4 | **3131 06 13** | 5.5 | 16 | 33 | 13.5 | 0.010 |
| 8 | G1/8 | **3131 08 10** | 5 | 13 | 35.5 | 12.5 | 0.008 |
| | G1/4 | **3131 08 13** | 5.5 | 16 | 34.5 | 10.5 | 0.010 |
| | G3/8 | **3131 08 17** | 5.5 | 20 | 34.5 | 10.5 | 0.015 |
| 10 | G1/4 | **3131 10 13** | 5.5 | 16 | 43.5 | 17.5 | 0.012 |
| | G3/8 | **3131 10 17** | 5.5 | 20 | 41.5 | 15.5 | 0.015 |
| | G1/2 | **3131 10 21** | 7 | 24 | 41.5 | 15.5 | 0.024 |
| 12 | G3/8 | **3131 12 17** | 5.5 | 20 | 42 | 12 | 0.015 |
| | G1/2 | **3131 12 21** | 7 | 24 | 43.5 | 12 | 0.024 |
| 14 | G3/8 | **3131 14 17** | 5.5 | 20 | 46.5 | 14 | 0.016 |
| | G1/2 | **3131 14 21** | 7 | 24 | 48 | 13.5 | 0.025 |

## 3121 Stud Standpipe, Male BSPT Thread

Technical polymer, Nickel-plated brass

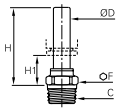


| ØD | C | | F | H | H1 | Kg |
|---|---|---|---|---|---|---|
| 4 | R1/8 | **3121 04 10** | 10 | 26 | 14 | 0.005 |
| | R1/4 | **3121 04 13** | 14 | 26.5 | 14.5 | 0.014 |
| 6 | R1/8 | **3121 06 10** | 10 | 28 | 14 | 0.005 |
| | R1/4 | **3121 06 13** | 14 | 28.5 | 14.5 | 0.014 |
| 8 | R1/8 | **3121 08 10** | 10 | 29.5 | 11 | 0.005 |
| | R1/4 | **3121 08 13** | 14 | 28.5 | 10 | 0.012 |
| 10 | R1/4 | **3121 10 13** | 15 | 36 | 15.5 | 0.012 |
| | R3/8 | **3121 10 17** | 17 | 36 | 15.5 | 0.017 |
| | R1/2 | **3121 10 21** | 21 | 36 | 15.5 | 0.032 |
| 12 | R3/8 | **3121 12 17** | 17 | 36.5 | 12 | 0.018 |
| | R1/2 | **3121 12 21** | 21 | 36.5 | 12 | 0.030 |

Pre-coated thread

## 3109 Stud Elbow, Male BSPT Thread

Technical polymer, Nickel-plated brass, NBR

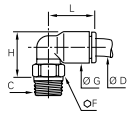


| ØD | C | | F | G | H | L | Kg |
|---|---|---|---|---|---|---|---|
| 4 | R1/8 | **3109 04 10** | 10 | 8.5 | 13.5 | 14 | 0.006 |
| | R1/4 | **3109 04 13** | 14 | 8.5 | 14 | 14 | 0.015 |
| | R3/8 | **3109 04 17** | 17 | 8.5 | 13.5 | 14 | 0.019 |
| 6 | R1/8 | **3109 06 10** | 10 | 10.5 | 15.5 | 16 | 0.006 |
| | R1/4 | **3109 06 13** | 14 | 10.5 | 16 | 16 | 0.015 |
| | R3/8 | **3109 06 17** | 17 | 10.5 | 16 | 16 | 0.020 |
| | R1/2 | **3109 06 21** | 21 | 10.5 | 16.5 | 16 | 0.035 |
| 8 | R1/8 | **3109 08 10** | 10 | 13.5 | 19 | 23 | 0.007 |
| | R1/4 | **3109 08 13** | 14 | 13.5 | 18 | 23 | 0.014 |
| | R3/8 | **3109 08 17** | 17 | 13.5 | 18 | 23 | 0.018 |
| | R1/2 | **3109 08 21** | 21 | 13.5 | 19.5 | 23 | 0.032 |
| 10 | R1/8 | **3109 10 10** | 15 | 16 | 23 | 26.5 | 0.012 |
| | R1/4 | **3109 10 13** | 15 | 16 | 22 | 26.5 | 0.014 |
| | R3/8 | **3109 10 17** | 17 | 16 | 22 | 26.5 | 0.020 |
| | R1/2 | **3109 10 21** | 21 | 16 | 22 | 26.5 | 0.034 |
| 12 | R1/4 | **3109 12 13** | 15 | 19 | 25 | 31 | 0.016 |
| | R3/8 | **3109 12 17** | 17 | 19 | 25 | 31 | 0.022 |
| | R1/2 | **3109 12 21** | 21 | 19 | 25 | 31 | 0.037 |
| 14 | R3/8 | **3109 14 17** | 20 | 22 | 30.5 | 35.5 | 0.031 |
| | R1/2 | **3109 14 21** | 24 | 22 | 28.5 | 35.5 | 0.042 |
| 16 | R3/8 | **3109 16 17** | 27 | 27 | 53 | 39 | 0.106 |
| | R1/2 | **3109 16 21** | 27 | 27 | 53 | 39 | 0.104 |

Pre-coated thread
The body swivels for positioning purposes.

## 3109 Stud Elbow, Male NPT Thread

Technical polymer, Nickel-plated brass, NBR

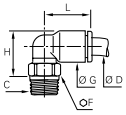


| ØD | C | | F | G | H | L | Kg |
|---|---|---|---|---|---|---|---|
| 4 | NPT1/8 | **3109 04 11** | 11 | 8.4 | 13.5 | 14 | 0.007 |
| | NPT1/4 | **3109 04 14** | 14 | 8.4 | 14 | 14 | 0.016 |
| 6 | NPT1/8 | **3109 06 11** | 11 | 10.5 | 15.5 | 16 | 0.007 |
| | NPT1/4 | **3109 06 14** | 14 | 10.5 | 16 | 16 | 0.016 |
| 8 | NPT1/8 | **3109 08 11** | 11 | 13.5 | 19 | 23.1 | 0.009 |
| | NPT1/4 | **3109 08 14** | 14 | 13.5 | 18 | 23.1 | 0.015 |
| 10 | NPT1/4 | **3109 10 14** | 15 | 16 | 23 | 26.5 | 0.017 |
| | NPT3/8 | **3109 10 18** | 18 | 16 | 22 | 26.5 | 0.023 |
| | NPT1/2 | **3109 10 22** | 22 | 16 | 23 | 26.5 | 0.046 |
| 12 | NPT1/2 | **3109 12 22** | 22 | 19 | 26 | 31 | 0.048 |

Pre-coated thread
The body swivels for positioning purposes.

## 3109 Stud Elbow, Male NPT Thread — Inch

Technical polymer, Nickel-plated brass, NBR

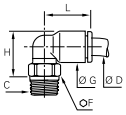


| ØD | C | | F | G | H | L | Kg |
|---|---|---|---|---|---|---|---|
| 1/8 | NPT1/8 | **3109 53 11** | 11 | 8.6 | 13.5 | 14.5 | 0.007 |
| | NPT1/4 | **3109 53 14** | 14 | 8.6 | 14 | 14.5 | 0.015 |
| 1/4 | NPT1/8 | **3109 56 11** | 11 | 11 | 17 | 18 | 0.008 |
| | NPT1/4 | **3109 56 14** | 14 | 11 | 16 | 18 | 0.014 |
| | NPT3/8 | **3109 56 18** | 18 | 11 | 16.5 | 18 | 0.021 |
| 3/8 | NPT1/8 | **3109 60 11** | 15 | 16 | 23.1 | 27.4 | 0.014 |
| | NPT1/4 | **3109 60 14** | 15 | 16 | 23.1 | 27.4 | 0.017 |
| | NPT3/8 | **3109 60 18** | 18 | 16 | 22.1 | 27.4 | 0.024 |
| 1/2 | NPT3/8 | **3109 62 18** | 20 | 22.1 | 31 | 35.1 | 0.033 |
| | NPT1/2 | **3109 62 22** | 24 | 22.1 | 28.4 | 35.1 | 0.045 |

Pre-coated thread
The body swivels for positioning purposes.
5/32"(4 mm) and 5/16"(8 mm) are also available.

## 3109 Stud Elbow, Male BSPT Thread — Inch

Technical polymer, Nickel-plated brass, NBR

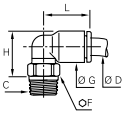


| ØD | C | | F | G | H | L | Kg |
|---|---|---|---|---|---|---|---|
| 1/8 | R1/8 | **3109 53 10** | 10 | 8.6 | 13.5 | 14.5 | 0.011 |
| 1/4 | R1/8 | **3109 56 10** | 10 | 11 | 17 | 18 | 0.006 |
| | R1/4 | **3109 56 13** | 14 | 11 | 17 | 18 | 0.013 |
| 3/8 | R1/4 | **3109 60 13** | 15 | 16 | 22.1 | 26.4 | 0.016 |
| | R3/8 | **3109 60 17** | 17 | 16 | 22.1 | 26.4 | 0.054 |
| 1/2 | R1/4 | **3109 62 13** | 20 | 22.1 | 31 | 35.1 | 0.064 |
| | R3/8 | **3109 62 17** | 20 | 22.1 | 31 | 35.1 | 0.067 |
| | R1/2 | **3109 62 21** | 24 | 22.1 | 28.4 | 35.1 | 0.046 |

Pre-coated thread
The body swivels for positioning purposes.
5/32"(4 mm) and 5/16"(8 mm) are also available.

## 3199 Stud Elbow, Male BSPP and Metric Thread

Technical polymer, Nickel-plated brass, NBR

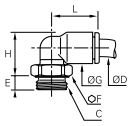


| ØD | C | | E | F | G | H | L | Kg |
|---|---|---|---|---|---|---|---|---|
| 3 | M3x0.5 | **3199 03 09*** | 2.5 | 8 | 8.5 | 15 | 13 | 0.003 |
| | M5x0.8 | **3199 03 19** | 3 | 8 | 8.5 | 13.5 | 13 | 0.003 |
| 4 | M3x0.5 | **3199 04 09*** | 2.5 | 8 | 8.5 | 15 | 15 | 0.003 |
| | M5x0.8 | **3199 04 19** | 3 | 8 | 8.5 | 13.5 | 15 | 0.002 |
| | M7x1 | **3199 04 55** | 4.5 | 10 | 8.5 | 15 | 14 | 0.005 |
| | G1/8 | **3199 04 10** | 4.5 | 13 | 8.5 | 13 | 15 | 0.006 |
| | G1/4 | **3199 04 13** | 5.5 | 16 | 8.5 | 13 | 15 | 0.011 |
| 6 | M5x0.8 | **3199 06 19** | 3 | 8 | 10.5 | 15.5 | 17 | 0.003 |
| | M7x1 | **3199 06 55** | 4.5 | 10 | 10.5 | 17.5 | 17 | 0.006 |
| | M10x1 | **3199 06 60** | 4.5 | 13 | 10.5 | 15 | 14 | 0.006 |
| | M12x1.5 | **3199 06 67** | 5.5 | 15 | 10.5 | 17 | 17 | 0.009 |
| | G1/8 | **3199 06 10** | 4.5 | 13 | 10.5 | 15 | 17 | 0.006 |
| | G1/4 | **3199 06 13** | 5.5 | 16 | 10.5 | 15 | 17 | 0.011 |
| | G3/8 | **3199 06 17** | 5.5 | 20 | 10.5 | 16 | 17 | 0.022 |
| | G1/2 | **3199 06 21** | 7 | 24 | 10.5 | 16 | 17 | 0.027 |
| 8 | M10x1 | **3199 08 60** | 4.5 | 13 | 13.5 | 20.5 | 23 | 0.009 |
| | M12x1.5 | **3199 08 67** | 5.5 | 15 | 13.5 | 18.5 | 23 | 0.009 |
| | G1/8 | **3199 08 10** | 4.5 | 13 | 13.5 | 20.5 | 23 | 0.009 |
| | G1/4 | **3199 08 13** | 5.5 | 16 | 13.5 | 18.5 | 23 | 0.012 |
| | G3/8 | **3199 08 17** | 5.5 | 20 | 13.5 | 18.5 | 23 | 0.017 |
| | G1/2 | **3199 08 21** | 7 | 24 | 13.5 | 19 | 23 | 0.027 |
| 10 | G1/4 | **3199 10 13** | 5.5 | 16 | 16 | 23.5 | 26.5 | 0.014 |
| | G3/8 | **3199 10 17** | 5.5 | 20 | 16 | 22 | 26.5 | 0.017 |
| | G1/2 | **3199 10 21** | 7 | 24 | 16 | 22 | 26.5 | 0.026 |
| 12 | G1/4 | **3199 12 13** | 5.5 | 16 | 19 | 26.5 | 31 | 0.016 |
| | G3/8 | **3199 12 17** | 5.5 | 20 | 19 | 25 | 31 | 0.019 |
| | G1/2 | **3199 12 21** | 7 | 24 | 19 | 25 | 31 | 0.029 |
| 14 | G3/8 | **3199 14 17** | 5.5 | 20 | 22 | 32.5 | 35.5 | 0.029 |
| | G1/2 | **3199 14 21** | 7 | 24 | 22 | 27 | 35.5 | 0.028 |
| 16 | G3/8 | **3199 16 17** | 7.5 | 27 | 27 | 54.5 | 39 | 0.101 |
| | G1/2 | **3199 16 21** | 9 | 27 | 27 | 54.5 | 39 | 0.097 |

The body swivels for positioning purposes.
*Bi-material seal

## 3192 Stud Elbow, Female BSPP Thread

Technical polymer, Nickel-plated brass, NBR

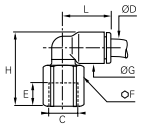


| ØD | C | | E | F | G | H | L | Kg |
|---|---|---|---|---|---|---|---|---|
| 4 | G1/8 | **3192 04 10** | 8.5 | 13 | 8.5 | 23 | 14 | 0.010 |
| | G1/4 | **3192 04 13** | 11.5 | 16 | 8.5 | 27 | 14 | 0.016 |
| 6 | G1/8 | **3192 06 10** | 8.5 | 13 | 10.5 | 25 | 16 | 0.010 |
| | G1/4 | **3192 06 13** | 11.5 | 16 | 10.5 | 29 | 16 | 0.017 |
| 8 | G1/8 | **3192 08 10** | 8.5 | 13 | 13.5 | 28 | 23 | 0.012 |
| | G1/4 | **3192 08 13** | 11.5 | 16 | 13.5 | 32 | 23 | 0.020 |
| | G3/8 | **3192 08 17** | 12 | 19 | 13.5 | 33 | 23 | 0.026 |
| 10 | G1/4 | **3192 10 13** | 11 | 16 | 16 | 34.5 | 26.5 | 0.020 |
| | G3/8 | **3192 10 17** | 12 | 19 | 16 | 35 | 26.5 | 0.025 |
| | G1/2 | **3192 10 21** | 16 | 24 | 16 | 41 | 26.5 | 0.048 |
| 12 | G1/4 | **3192 12 13** | 11 | 16 | 19 | 38 | 30.5 | 0.022 |
| | G3/8 | **3192 12 17** | 12 | 19 | 19 | 38.5 | 30.5 | 0.027 |
| | G1/2 | **3192 12 21** | 16 | 24 | 19 | 43.5 | 30.5 | 0.050 |

The body swivels for positioning purposes.

## 3169 Extended Stud Elbow, Male BSPP and Metric Thread

Technical polymer, Nickel-plated brass, NBR

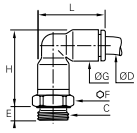


| ØD | C | | E | F | G | H | L | Kg |
|---|---|---|---|---|---|---|---|---|
| 4 | M5x0.8 | **3169 04 19** | 3.5 | 8 | 8.5 | 23 | 19 | 0.006 |
| | G1/8 | **3169 04 10** | 5 | 13 | 8.5 | 22.5 | 19 | 0.008 |
| | G1/4 | **3169 04 13** | 5.5 | 16 | 8.5 | 22.5 | 19 | 0.014 |
| 6 | M5x0.8 | **3169 06 19** | 3.5 | 10 | 10.5 | 27.5 | 23 | 0.008 |
| | M7x1 | **3169 06 55** | 4.5 | 10 | 10.5 | 26 | 23 | 0.012 |
| | G1/8 | **3169 06 10** | 5 | 13 | 10.5 | 27 | 23 | 0.011 |
| | G1/4 | **3169 06 13** | 5.5 | 16 | 10.5 | 27 | 23 | 0.016 |
| 8 | G1/8 | **3169 08 10** | 5 | 13 | 13.5 | 36 | 29.5 | 0.018 |
| | G1/4 | **3169 08 13** | 5.5 | 16 | 13.5 | 33 | 29.5 | 0.021 |
| | G3/8 | **3169 08 17** | 5.5 | 20 | 13.5 | 33 | 29.5 | 0.028 |
| 10 | G1/4 | **3169 10 13** | 5.5 | 16 | 16 | 40.5 | 34.5 | 0.028 |
| | G3/8 | **3169 10 17** | 5.5 | 20 | 16 | 40.5 | 34.5 | 0.036 |
| | G1/2 | **3169 10 21** | 7 | 24 | 16 | 40.5 | 34.5 | 0.049 |
| 12 | G1/4 | **3169 12 13** | 5.5 | 19 | 19 | 44.5 | 40.5 | 0.044 |
| | G3/8 | **3169 12 17** | 5.5 | 20 | 19 | 42 | 40.5 | 0.038 |
| | G1/2 | **3169 12 21** | 7 | 24 | 19 | 42 | 40.5 | 0.043 |
| 14 | G3/8 | **3169 14 17** | 5.5 | 22 | 22 | 51 | 46.5 | 0.059 |
| | G1/2 | **3169 14 21** | 7 | 24 | 22 | 48.5 | 46.5 | 0.063 |
| 16 | G3/8 | **3169 16 17** | 7.5 | 27 | 27 | 82.5 | 52 | 0.220 |
| | G1/2 | **3169 16 21** | 9 | 27 | 27 | 82.5 | 52 | 0.206 |

The body swivels for positioning purposes.

## 3129 Extended Stud Elbow, Male BSPT Thread

Technical polymer, Nickel-plated brass, NBR

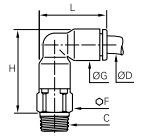


| ØD | C | | F | G | H | L | Kg |
|---|---|---|---|---|---|---|---|
| 4 | R1/8 | **3129 04 10** | 10 | 8.5 | 23 | 19 | 0.008 |
| | R1/4 | **3129 04 13** | 14 | 8.5 | 23.5 | 19 | 0.018 |
| 6 | R1/8 | **3129 06 10** | 10 | 10.5 | 27 | 22.5 | 0.010 |
| | R1/4 | **3129 06 13** | 14 | 10.5 | 27.5 | 22.5 | 0.020 |
| 8 | R1/8 | **3129 08 10** | 13 | 13.5 | 34.5 | 29.5 | 0.018 |
| | R1/4 | **3129 08 13** | 14 | 13.5 | 32.5 | 29.5 | 0.022 |
| | R3/8 | **3129 08 17** | 17 | 13.5 | 33 | 29.5 | 0.032 |
| 10 | R1/4 | **3129 10 13** | 15 | 16 | 39.5 | 34.5 | 0.031 |
| | R3/8 | **3129 10 17** | 17 | 16 | 39.5 | 34.5 | 0.042 |
| | R1/2 | **3129 10 21** | 21 | 16 | 39.5 | 34.5 | 0.058 |
| 12 | R1/4 | **3129 12 13** | 19 | 19 | 45.5 | 40.5 | 0.051 |
| | R3/8 | **3129 12 17** | 19 | 19 | 45.5 | 40.5 | 0.047 |
| | R1/2 | **3129 12 21** | 21 | 19 | 45.5 | 40.5 | 0.053 |
| 14 | R3/8 | **3129 14 17** | 21 | 22 | 51.5 | 46.5 | 0.065 |
| | R1/2 | **3129 14 21** | 21 | 22 | 51.5 | 46.5 | 0.071 |

Pre-coated thread
The body swivels for positioning purposes.

## 3113 45° Elbow, Male BSPT Thread

Technical polymer, Nickel-plated brass, NBR

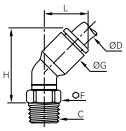


| ØD | C | | F | G | H | L | Kg |
|---|---|---|---|---|---|---|---|
| 4 | R1/8 | **3113 04 10** | 10 | 9 | 21 | 13 | 0.006 |
| 6 | R1/8 | **3113 06 10** | 10 | 11 | 24.5 | 14.5 | 0.006 |
| | R1/4 | **3113 06 13** | 14 | 11 | 25 | 14.5 | 0.015 |
| 8 | R1/8 | **3113 08 10** | 10 | 13.5 | 30 | 19.5 | 0.007 |
| | R1/4 | **3113 08 13** | 14 | 13.5 | 28.5 | 19.5 | 0.014 |
| | R3/8 | **3113 08 17** | 17 | 13.5 | 28.5 | 19.5 | 0.018 |
| 10 | R1/4 | **3113 10 13** | 15 | 16 | 33.5 | 23 | 0.014 |
| | R3/8 | **3113 10 17** | 17 | 16 | 33.5 | 23 | 0.020 |
| | R1/2 | **3113 10 21** | 21 | 16 | 34 | 23 | 0.032 |
| 12 | R1/4 | **3113 12 13** | 15 | 19 | 39 | 26 | 0.016 |
| | R3/8 | **3113 12 17** | 17 | 19 | 39 | 26 | 0.022 |
| | R1/2 | **3113 12 21** | 21 | 19 | 39 | 26 | 0.034 |

Pre-coated thread
The body swivels for positioning purposes.
This model prevents distortion of the tube.

## 3133 45° Elbow, Male BSPP and Metric Thread

Technical polymer, Nickel-plated brass, NBR

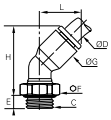


| ØD | C | | E | F | G | H | L | Kg |
|---|---|---|---|---|---|---|---|---|
| 4 | M5x0.8 | **3133 04 19** | 3.5 | 8 | 9 | 23 | 13 | 0.003 |
| | G1/8 | **3133 04 10** | 4.5 | 13 | 9 | 20.5 | 13 | 0.006 |
| 6 | M5x0.8 | **3133 06 19** | 3.5 | 8 | 11 | 28 | 14.5 | 0.003 |
| | G1/8 | **3133 06 10** | 4.5 | 13 | 11 | 24 | 14.5 | 0.006 |
| | G1/4 | **3133 06 13** | 5.5 | 16 | 11 | 24 | 14.5 | 0.011 |
| 8 | G1/8 | **3133 08 10** | 4.5 | 13 | 13.5 | 31 | 19.5 | 0.009 |
| | G1/4 | **3133 08 13** | 5.5 | 16 | 13.5 | 29 | 19.5 | 0.012 |
| | G3/8 | **3133 08 17** | 5.5 | 20 | 13.5 | 29 | 19.5 | 0.017 |
| 10 | G1/4 | **3133 10 13** | 5.5 | 16 | 16 | 35 | 23 | 0.014 |
| | G3/8 | **3133 10 17** | 5.5 | 20 | 16 | 33.5 | 23 | 0.017 |
| | G1/2 | **3133 10 21** | 7 | 24 | 16 | 33.5 | 23 | 0.026 |
| 12 | G1/4 | **3133 12 13** | 5.5 | 16 | 19 | 40.5 | 26 | 0.016 |
| | G3/8 | **3133 12 17** | 5.5 | 20 | 19 | 39 | 26 | 0.019 |
| | G1/2 | **3133 12 21** | 7 | 24 | 19 | 39 | 26 | 0.029 |

The body swivels for positioning purposes.
This model prevents distortion of the tube.

## 3198 Stud Branch Tee, Male BSPP and Metric Thread

Technical polymer, Nickel-plated brass, NBR

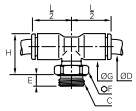


| ØD | C | | E | F | G | H | L/2 | Kg |
|---|---|---|---|---|---|---|---|---|
| 4 | M5x0.8 | **3198 04 19** | 3.5 | 8 | 8.5 | 17.5 | 14 | 0.003 |
| | G1/8 | **3198 04 10** | 5 | 13 | 8.5 | 15 | 14 | 0.006 |
| | G1/4 | **3198 04 13** | 5.5 | 16 | 8.5 | 15 | 14 | 0.011 |
| 6 | M5x0.8 | **3198 06 19** | 3.5 | 8 | 10.5 | 19.5 | 16 | 0.004 |
| | G1/8 | **3198 06 10** | 5 | 13 | 10.5 | 17 | 16 | 0.007 |
| | G1/4 | **3198 06 13** | 5.5 | 16 | 10.5 | 17 | 16 | 0.012 |
| 8 | G1/8 | **3198 08 10** | 4.5 | 13 | 13.5 | 23.5 | 23 | 0.011 |
| | G1/4 | **3198 08 13** | 5.5 | 16 | 13.5 | 21.5 | 23 | 0.014 |
| | G3/8 | **3198 08 17** | 5.5 | 20 | 13.5 | 21.5 | 23 | 0.019 |
| 10 | G1/4 | **3198 10 13** | 5.5 | 16 | 16 | 26 | 26.5 | 0.017 |
| | G3/8 | **3198 10 17** | 5.5 | 20 | 16 | 24 | 26.5 | 0.020 |
| | G1/2 | **3198 10 21** | 7 | 24 | 16 | 24 | 26.5 | 0.029 |
| 12 | G1/4 | **3198 12 13** | 5.5 | 16 | 19 | 29 | 31 | 0.021 |
| | G3/8 | **3198 12 17** | 5.5 | 20 | 19 | 27 | 31 | 0.024 |
| | G1/2 | **3198 12 21** | 7 | 24 | 19 | 27 | 31 | 0.033 |
| 14 | G3/8 | **3198 14 17** | 5.5 | 20 | 22 | 32.5 | 35.5 | 0.036 |
| | G1/2 | **3198 14 21** | 7 | 24 | 22 | 27 | 35.5 | 0.036 |
| 16 | G3/8 | **3198 16 17** | 7.5 | 27 | 27 | 54.5 | 38.5 | 0.121 |
| | G1/2 | **3198 16 21** | 9 | 27 | 27 | 54.5 | 38.5 | 0.117 |

The body swivels for positioning purposes.

## 3108 Stud Branch Tee, Male BSPT Thread

Technical polymer, Nickel-plated brass, NBR

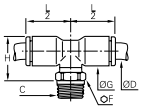


| ØD | C | | F | G | H | L/2 | Kg |
|---|---|---|---|---|---|---|---|
| 4 | R1/8 | **3108 04 10** | 10 | 8.5 | 15.5 | 14 | 0.006 |
| | R1/4 | **3108 04 13** | 14 | 8.5 | 16 | 14 | 0.015 |
| 6 | R1/8 | **3108 06 10** | 10 | 10.5 | 17.5 | 16 | 0.007 |
| | R1/4 | **3108 06 13** | 14 | 10.5 | 18 | 16 | 0.016 |
| 8 | R1/8 | **3108 08 10** | 10 | 13.5 | 22 | 23 | 0.009 |
| | R1/4 | **3108 08 13** | 14 | 13.5 | 21 | 23 | 0.016 |
| | R3/8 | **3108 08 17** | 17 | 13.5 | 21 | 23 | 0.020 |
| 10 | R1/4 | **3108 10 13** | 15 | 16 | 24 | 26.5 | 0.017 |
| | R3/8 | **3108 10 17** | 17 | 16 | 24 | 26.5 | 0.022 |
| | R1/2 | **3108 10 21** | 21 | 16 | 24 | 26.5 | 0.034 |
| 12 | R1/4 | **3108 12 13** | 15 | 19 | 27 | 31 | 0.021 |
| | R3/8 | **3108 12 17** | 17 | 19 | 27 | 31 | 0.027 |
| | R1/2 | **3108 12 21** | 21 | 19 | 27 | 31 | 0.041 |
| 14 | R3/8 | **3108 14 17** | 20 | 22 | 30.5 | 35 | 0.038 |
| | R1/2 | **3108 14 21** | 24 | 22 | 28.5 | 35 | 0.049 |
| 16 | R3/8 | **3108 16 17** | 27 | 27 | 53 | 38.5 | 0.128 |
| | R1/2 | **3108 16 21** | 27 | 27 | 53 | 38.5 | 0.124 |

Pre-coated thread
The body swivels for positioning purposes.

## 3103 Stud Run Tee, BSPT Thread

Technical polymer, Nickel-plated brass, NBR

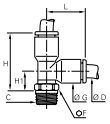


| ØD | C | | F | G | H | H1 | L | Kg |
|---|---|---|---|---|---|---|---|---|
| 4 | R1/8 | **3103 04 10** | 10 | 8.5 | 23.5 | 9 | 14.5 | 0.006 |
| | R1/4 | **3103 04 13** | 14 | 8.5 | 24 | 9.5 | 14.5 | 0.015 |
| 6 | R1/8 | **3103 06 10** | 10 | 10.5 | 27.5 | 10 | 17.5 | 0.007 |
| | R1/4 | **3103 06 13** | 14 | 10.5 | 28 | 10.5 | 17.5 | 0.016 |
| 8 | R1/8 | **3103 08 10** | 10 | 13.5 | 35 | 12 | 23 | 0.009 |
| | R1/4 | **3103 08 13** | 14 | 13.5 | 34 | 11 | 23 | 0.015 |
| | R3/8 | **3103 08 17** | 17 | 13.5 | 34 | 11 | 23 | 0.020 |
| 10 | R1/4 | **3103 10 13** | 15 | 16 | 40.5 | 14 | 26.5 | 0.017 |
| | R3/8 | **3103 10 17** | 17 | 16 | 40.5 | 14 | 26.5 | 0.022 |
| | R1/2 | **3103 10 21** | 21 | 16 | 40.5 | 14 | 26.5 | 0.035 |
| 12 | R1/4 | **3103 12 13** | 15 | 19 | 46.5 | 15.5 | 31 | 0.021 |
| | R3/8 | **3103 12 17** | 17 | 19 | 46.5 | 15.5 | 31 | 0.026 |
| | R1/2 | **3103 12 21** | 21 | 19 | 46.5 | 15.5 | 31 | 0.041 |
| 14 | R1/2 | **3103 14 21** | 24 | 22 | 52.5 | 17.5 | 35.5 | 0.049 |
| 16 | R3/8 | **3103 16 17** | 27 | 27 | 78 | 27 | 38.5 | 0.126 |
| | R1/2 | **3103 16 21** | 27 | 27 | 78 | 27 | 38.5 | 0.124 |

Pre-coated thread
The body swivels for positioning purposes.

## 3193 Stud Run Tee, Male BSPP and Metric Thread

Technical polymer, Nickel-plated brass, NBR

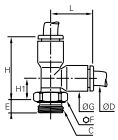

| ØD | C | | E | F | G | H | H1 | L | Kg |
|---|---|---|---|---|---|---|---|---|---|
| 4 | M5x0.8 | **3193 04 19** | 3.5 | 8 | 8.5 | 26 | 11.5 | 14.5 | 0.003 |
| | G1/8 | **3193 04 10** | 5 | 13 | 8.5 | 23 | 8.5 | 14.5 | 0.006 |
| | G1/4 | **3193 04 13** | 5.5 | 16 | 8.5 | 23 | 8.5 | 14.5 | 0.011 |
| 6 | M5x0.8 | **3193 06 19** | 3.5 | 8 | 10.5 | 29.5 | 12.5 | 17.5 | 0.004 |
| | G1/8 | **3193 06 10** | 5 | 13 | 10.5 | 27 | 10 | 17.5 | 0.007 |
| | G1/4 | **3193 06 13** | 5.5 | 16 | 10.5 | 27 | 10 | 17.5 | 0.012 |
| 8 | G1/8 | **3193 08 10** | 4.5 | 13 | 13.5 | 36.5 | 14 | 23 | 0.011 |
| | G1/4 | **3193 08 13** | 5.5 | 16 | 13.5 | 34.5 | 12 | 23 | 0.014 |
| | G3/8 | **3193 08 17** | 5.5 | 20 | 13.5 | 34.5 | 12 | 23 | 0.019 |
| 10 | G1/4 | **3193 10 13** | 5.5 | 16 | 16 | 42 | 15.5 | 26.5 | 0.017 |
| | G3/8 | **3193 10 17** | 5.5 | 20 | 16 | 40.5 | 14 | 26.5 | 0.020 |
| | G1/2 | **3193 10 21** | 7 | 24 | 16 | 40.5 | 14 | 26.5 | 0.029 |
| 12 | G1/4 | **3193 12 13** | 5.5 | 16 | 19 | 48 | 17 | 31 | 0.021 |
| | G3/8 | **3193 12 17** | 5.5 | 20 | 19 | 46.5 | 15.5 | 31 | 0.024 |
| | G1/2 | **3193 12 21** | 7 | 24 | 19 | 46.5 | 15.5 | 31 | 0.033 |
| 14 | G3/8 | **3193 14 17** | 5.5 | 20 | 22 | 56.5 | 21.5 | 35.5 | 0.036 |
| | G1/2 | **3193 14 21** | 7 | 24 | 22 | 51 | 16 | 35.5 | 0.036 |
| 16 | G3/8 | **3193 16 17** | 7.5 | 27 | 27 | 79.5 | 41 | 38.5 | 0.121 |
| | G1/2 | **3193 16 21** | 9 | 27 | 27 | 79.5 | 41 | 38.5 | 0.117 |

The body swivels for positioning purposes.

## 3148 Y Piece, Male BSPT Thread

Technical polymer, Nickel-plated brass, NBR

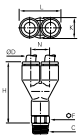

| ØD | C | | F | H | K | L | N | Kg |
|---|---|---|---|---|---|---|---|---|
| 4 | R1/8 | **3148 04 10** | 10 | 32.5 | 8.5 | 17.5 | 9 | 0.009 |
| | R1/4 | **3148 04 13** | 14 | 33 | 8.5 | 17.5 | 9 | 0.018 |
| 6 | R1/8 | **3148 06 10** | 10 | 39.5 | 10.5 | 21.5 | 11 | 0.012 |
| | R1/4 | **3148 06 13** | 14 | 40 | 10.5 | 21.5 | 11 | 0.021 |
| 8 | R1/8 | **3148 08 10** | 13 | 56.5 | 13.5 | 28 | 14.5 | 0.020 |
| | R1/4 | **3148 08 13** | 14 | 55.5 | 13.5 | 28 | 14.5 | 0.025 |
| | R3/8 | **3148 08 17** | 16 | 48.5 | 13.5 | 28 | 14.5 | 0.034 |
| 10 | R1/4 | **3148 10 13** | 14 | 60 | 19 | 39 | 20 | 0.033 |
| | R3/8 | **3148 10 17** | 16 | 60.5 | 19 | 39 | 20 | 0.043 |
| | R1/2 | **3148 10 21** | 24 | 61 | 19 | 39 | 20 | 0.062 |
| 12 | R3/8 | **3148 12 17** | 19 | 66 | 19 | 39 | 20 | 0.054 |
| | R1/2 | **3148 12 21** | 21 | 66 | 19 | 39 | 20 | 0.059 |

Pre-coated thread
The body swivels for positioning purposes.

## 3158 Y Piece, Male BSPP and Metric Thread

Technical polymer, Nickel-plated brass, NBR

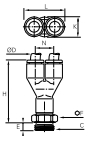

| ØD | C | | E | F | H | K | L | N | Kg |
|---|---|---|---|---|---|---|---|---|---|
| 4 | M5x0.8 | **3158 04 19** | 3.5 | 8 | 32.5 | 8.5 | 17.5 | 9 | 0.006 |
| 6 | M5x0.8 | **3158 06 19** | 3.5 | 10 | 39.5 | 10.5 | 21.5 | 11 | 0.009 |
| | G1/8 | **3158 06 10** | 5 | 13 | 39 | 10.5 | 21.5 | 11 | 0.012 |
| | G1/4 | **3158 06 13** | 5.5 | 16 | 39.5 | 10.5 | 21.5 | 11 | 0.017 |
| 8 | G1/8 | **3158 08 10** | 5 | 13 | 49 | 13.5 | 28 | 14.5 | 0.020 |
| | G1/4 | **3158 08 13** | 5.5 | 16 | 49.5 | 13.5 | 28 | 14.5 | 0.023 |
| | G3/8 | **3158 08 17** | 6 | 19 | 48 | 13.5 | 28 | 14.5 | 0.031 |
| 10 | G1/4 | **3158 10 13** | 5.5 | 16 | 58 | 16 | 33 | 17 | 0.032 |
| | G3/8 | **3158 10 17** | 6 | 20 | 57.5 | 16 | 33 | 17 | 0.040 |
| | G1/2 | **3158 10 21** | 7 | 24 | 58 | 16 | 33 | 17 | 0.054 |
| 12 | G3/8 | **3158 12 17** | 6 | 20 | 62 | 19 | 39 | 20 | 0.044 |
| | G1/2 | **3158 12 21** | 7 | 24 | 63 | 19 | 39 | 20 | 0.050 |

The body swivels for positioning purposes.

## 3132 Double Y, Male BSPP Thread

Technical polymer, Nickel-plated brass, NBR

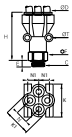

| ØD | C | | E | F | H | K | K1 | N | N1 | ØT | Kg |
|---|---|---|---|---|---|---|---|---|---|---|---|
| 4 | G1/8 | **3132 04 10** | 5 | 13 | 41 | 25.5 | 21 | 10 | 8.5 | 3.7 | 0.022 |
| | G1/4 | **3132 04 13** | 5.5 | 16 | 40 | 25.5 | 21 | 10 | 8.5 | 3.7 | 0.026 |
| 6 | G1/8 | **3132 06 10** | 5 | 19 | 53.5 | 31.5 | 26.5 | 12 | 10 | 3.7 | 0.041 |
| | G1/4 | **3132 06 13** | 5.5 | 19 | 52.5 | 31.5 | 26.5 | 12 | 10 | 3.7 | 0.042 |

The body swivels for positioning purposes.

## 3100 Carstick® Cartridge

Brass, NBR

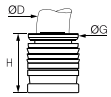


| ØD | | G | G1 | H | L | Kg |
|---|---|---|---|---|---|---|
| 4 | 3100 04 00 | 8 | 11 | 10 | 554 | 0.007 |
| 6 | 3100 06 00 | 10 | 14.5 | 11.5 | 629 | 0.002 |
| 8 | 3100 08 00 | 13 | 15 | 15 | 794 | 0.002 |
| 10 | 3100 10 00 | 15.5 | 19.5 | 17 | 930 | 0.005 |
| 12 | 3100 12 00 | 19.5 | 21 | 19.5 | 1038 | 0.010 |
| 14 | 3100 14 00 | 21 | 24.5 | 22.5 | 1110 | 0.013 |

50 cartridges per Carstick®.
Cavity dimensions are available upon request

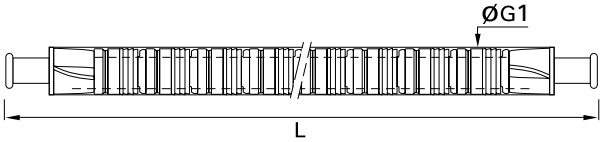


## 3100 Carstick® Cartridge Inch

Nickel-plated brass, NBR

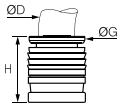


| ØD | | G | G1 | H | L | Kg |
|---|---|---|---|---|---|---|
| 1/8 | 3100 53 00 99 | 7 | 10 | 9 | 508 | 0.002 |
| 5/32 | 3100 04 00 99 | 8 | 11 | 10 | 554 | 0.007 |
| 1/4 | 3100 56 00 99 | 10.5 | 14.5 | 12 | 600 | 0.003 |
| 5/16 | 3100 08 00 99 | 13 | 15 | 15 | 794 | 0.002 |
| 3/8 | 3100 60 00 99 | 15.5 | 19 | 16.5 | 930 | 0.006 |

50 cartridges per Carstick®
(4 mm) and 5/16" (8 mm) also available.
Cavity dimensions are available upon request

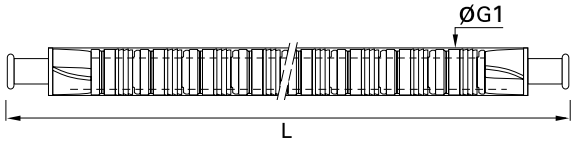


# Cavity Dimensions

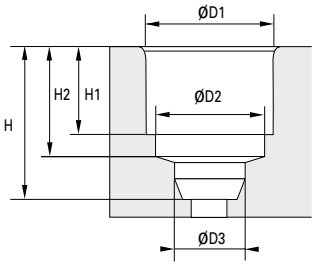


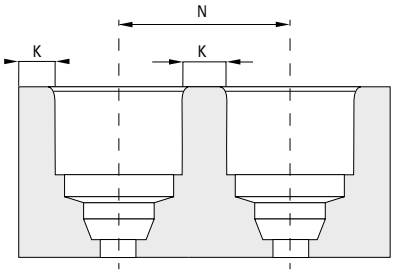


### Carstick® Metric

| Cavity | ØD3 | H | H1 | H2 |
|---|---|---|---|---|
| 4 | 4.1 | 10 | 6 | 8.15 |
| 6 | 6.1 | 12 | 7.5 | 9.65 |
| 8 | 8.15 | 15.5 | 9.9 | 12.45 |
| 10 | 10.25 | 19 | 11.7 | 14.35 |
| 12 | 12.17 | 22 | 13.9 | 16.75 |

### Carstick® Inch

| Cavity | ØD3 | H | H1 | H2 |
|---|---|---|---|---|
| 1/8 | 3.25 | 9.5 | 5.3 | 7.45 |
| 5/32* | 4.1 | 10 | 6 | 8.15 |
| 1/4 | 6.45 | 12.5 | 8 | 10.15 |
| 5/16* | 8.15 | 15.5 | 9.9 | 12.45 |
| 3/8 | 9.65 | 19 | 11.7 | 14.35 |

### Polyamide Cavity

| Cavity | ØD1 | ØD2 | N | K |
|---|---|---|---|---|
| 4 | 8.25 | 7.05 | 9.8 | 1.5 |
| 6 | 10.2 | 9.15 | 12.2 | 2 |
| 8 | 12.15 | 10.85 | 14.2 | 2 |
| 10 | 14.8 | 13.2 | 16.8 | 2 |
| 12 | 17.5 | 15.5 | 20 | 2.5 |

| Cavity | ØD1 | ØD2 | N | K |
|---|---|---|---|---|
| 1/8 | 7.05 | 6.02 | 8.6 | 1.5 |
| 5/32* | 8.25 | 7.05 | 9.75 | 1.5 |
| 1/4 | 10.55 | 9.35 | 12.6 | 2 |
| 5/16* | 12.15 | 10.85 | 14.2 | 2 |
| 3/8 | 14.8 | 13.1 | 16.8 | 2 |

### Aluminium Cavity

| Cavity | ØD1 | ØD2 | N | K |
|---|---|---|---|---|
| 4 | 8.25 | 7.5 | 11.5 | 3 |
| 6 | 10.3 | 9.15 | 13.5 | 3 |
| 8 | 12.2 | 10.85 | 15.2 | 3 |
| 10 | 15.05 | 13.2 | 17.1 | 2 |
| 12 | 17.5 | 15.5 | 20 | 2.5 |

| Cavity | ØD1 | ØD2 | N | K |
|---|---|---|---|---|
| 1/8 | 7.1 | 6.2 | 8.6 | 1.5 |
| 5/32* | 8.25 | 7.05 | 11.25 | 3 |
| 1/4 | 10.6 | 9.35 | 12.65 | 2 |
| 5/16* | 12.2 | 10.85 | 15.2 | 3 |
| 3/8 | 15.05 | 13.1 | 17.1 | 2 |

### Brass Cavity

| Cavity | ØD1 | ØD2 | N | K |
|---|---|---|---|---|
| 4 | 8.25 | 7.05 | 10.25 | 2 |
| 6 | 10.25 | 9.1 | 12.25 | 2 |
| 8 | 12.2 | 10.85 | 14.25 | 2 |
| 10 | 15.05 | 13.2 | 17.1 | 2 |
| 12 | 17.65 | 15.5 | 20 | 2.5 |

| Cavity | ØD1 | ØD2 | N | K |
|---|---|---|---|---|
| 1/8 | 7.1 | 6.2 | 8.6 | 1.5 |
| 5/32* | 8.25 | 7.05 | 10.25 | 2 |
| 1/4 | 10.6 | 9.35 | 12.65 | 2 |
| 5/16* | 12.2 | 10.85 | 14.25 | 2 |
| 3/8 | 15.05 | 13.1 | 17.1 | 2 |

*5/32" = 4 mm and 5/16" = 8 mm

Please consult us for detailed drawings of cavity dimensions and tolerances.

All our dimensions are in millimeters.

## 3106 Equal and Unequal Tube-to-Tube Connector

Technical polymer, NBR

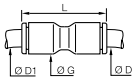


| ØD | ØD1 | | G | L | Kg |
|---|---|---|---|---|---|
| 3 | 3 | 3106 03 00 | 8.5 | 25 | 0.002 |
| | 4 | 3106 03 04 | 8.5 | 25 | 0.002 |
| 4 | 1/4 | 3106 04 56 | 11 | 29.5 | 0.005 |
| | 4 | 3106 04 00 | 8.5 | 25 | 0.001 |
| | 6 | 3106 04 06 | 11 | 28 | 0.002 |
| | 8 | 3106 04 08 | 13.5 | 38 | 0.005 |
| 6 | 1/4 | 3106 06 56 | 13.5 | 36 | 0.009 |
| | 6 | 3106 06 00 | 10.5 | 28.5 | 0.002 |
| | 8 | 3106 06 08 | 13.5 | 38 | 0.005 |
| | 10 | 3106 06 10 | 16 | 42 | 0.008 |
| 8 | 8 | 3106 08 00 | 13.5 | 38 | 0.004 |
| | 10 | 3106 08 10 | 16 | 42 | 0.007 |
| | 12 | 3106 08 12 | 19 | 50.5 | 0.026 |
| 10 | 10 | 3106 10 00 | 16 | 42 | 0.005 |
| | 12 | 3106 10 12 | 19 | 50.5 | 0.018 |
| 12 | 1/2 | 3106 12 62 | 22 | 56.5 | 0.041 |
| | 12 | 3106 12 00 | 19 | 50.5 | 0.009 |
| | 14 | 3106 12 14 | 22 | 56 | 0.025 |
| | 16 | 3106 12 16 | 27 | 61 | 0.066 |
| 14 | 14 | 3106 14 00 | 22 | 56 | 0.014 |
| 16 | 16 | 3106 16 00 | 27 | 60.5 | 0.041 |

## 3106 Equal and Unequal Tube-to-Tube Connector Inch

Technical polymer, NBR

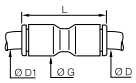


| ØD | ØD1 | | G | L | Kg |
|---|---|---|---|---|---|
| 1/4 | 1/4 | 3106 56 00 | 11 | 29.5 | 0.002 |
| 3/8 | 3/8 | 3106 60 00 | 16 | 42 | 0.006 |
| | 10 | 3106 60 10 | 12 | 50.5 | 0.028 |
| | 1/4 | 3106 60 56 | 16 | 41 | 0.016 |
| 1/2 | 1/2 | 3106 62 00 | 22 | 55 | 0.016 |

5/32"(4 mm) and 5/16"(8 mm) also available

## 3102 Equal and Unequal Elbow

Technical polymer, NBR

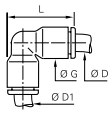


| ØD | ØD1 | | G | L | Kg |
|---|---|---|---|---|---|
| 4 | 4 | 3102 04 00 | 8.5 | 19 | 0.001 |
| | 6 | 3102 04 06 | 10.5 | 22.5 | 0.003 |
| 6 | 6 | 3102 06 00 | 10.5 | 22.5 | 0.002 |
| | 8 | 3102 06 08 | 13.5 | 29.5 | 0.008 |
| 8 | 8 | 3102 08 00 | 13.5 | 29.5 | 0.004 |
| | 10 | 3102 08 10 | 16 | 34.5 | 0.011 |
| 10 | 10 | 3102 10 00 | 16 | 34.5 | 0.006 |
| | 12 | 3102 10 12 | 19 | 40.5 | 0.019 |
| 12 | 12 | 3102 12 00 | 19 | 40.5 | 0.010 |
| 14 | 14 | 3102 14 00 | 22 | 46.5 | 0.015 |
| 16 | 16 | 3102 16 00 | 27 | 52 | 0.043 |

## 3102 Equal and Unequal Elbow Inch

Technical polymer, NBR

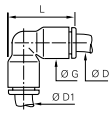


| ØD | ØD1 | | G | L | Kg |
|---|---|---|---|---|---|
| 1/4 | 1/4 | 3102 56 00 | 11 | 2.5 | 0.002 |
| 3/8 | 3/8 | 3102 60 00 | 16 | 34 | 0.006 |
| 1/2 | 1/2 | 3102 62 00 | 22 | 35 | 0.017 |

5/32"(4 mm) and 5/16"(8 mm) also available

## 3104 Equal and Unequal Tee

Technical polymer, NBR

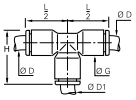

| ØD | ØD1 | | G | H | L/2 | Kg |
|---|---|---|---|---|---|---|
| 3 | 3 | 3104 03 00 | 8.5 | 19 | 14.5 | 0.004 |
| 4 | 4 | 3104 04 00 | 8.5 | 19 | 14.5 | 0.002 |
| | 6 | 3104 04 06 | 10.5 | 22.5 | 17.5 | 0.007 |
| 6 | 4 | 3104 06 04 | 10.5 | 22.5 | 17.5 | 0.005 |
| | 6 | 3104 06 00 | 10.5 | 22.5 | 17.5 | 0.003 |
| | 8 | 3104 06 08 | 13.5 | 29.5 | 23 | 0.015 |
| 8 | 4 | 3104 08 04 | 13.5 | 29 | 17.5 | 0.013 |
| | 6 | 3104 08 06 | 13.5 | 29.5 | 23 | 0.010 |
| | 8 | 3104 08 00 | 13.5 | 29.5 | 23 | 0.006 |
| | 10 | 3104 08 10 | 16 | 34.5 | 26.5 | 0.020 |
| 10 | 4 | 3104 10 04 | 16 | 33 | 26 | 0.023 |
| | 8 | 3104 10 08 | 16 | 34.5 | 26.5 | 0.014 |
| | 10 | 3104 10 00 | 16 | 34.5 | 26.5 | 0.009 |
| | 12 | 3104 10 12 | 19 | 40.5 | 31 | 0.033 |
| 12 | 4 | 3104 12 04 | 19 | 39 | 31 | 0.040 |
| | 10 | 3104 12 10 | 19 | 40.5 | 31 | 0.023 |
| | 12 | 3104 12 00 | 19 | 40.5 | 31 | 0.014 |
| 14 | 8 | 3104 14 08 | 22 | 46 | 35.5 | 0.054 |
| | 14 | 3104 14 00 | 22 | 46 | 35.5 | 0.022 |
| 16 | 12 | 3104 16 12 | 27 | 52.5 | 39 | 0.088 |
| | 16 | 3104 16 00 | 27 | 52 | 39 | 0.063 |

## 3104 Equal and Unequal Tee — Inch

Technical polymer, NBR

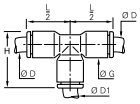

| ØD | ØD1 | | G | H | L/2 | Kg |
|---|---|---|---|---|---|---|
| 5/32 | 1/4 | 3104 04 56 | 11 | 23.5 | 18 | 0.008 |
| 1/8 | 1/8 | 3104 53 00 | 8.4 | 19 | 14.5 | 0.003 |
| | 1/4 | 3104 53 56 | 11 | 23.5 | 18 | 0.011 |
| 3/16 | 3/16 | 3104 55 00 | 11 | 27.2 | 21.6 | 0.016 |
| 1/4 | 5/32 | 3104 56 04 | 11 | 23.5 | 18.5 | 0.014 |
| | 1/4 | 3104 56 00 | 11 | 23 | 24 | 0.003 |
| | 1/8 | 3104 56 53 | 11 | 23.5 | 18.5 | 0.007 |
| | 3/8 | 3104 56 60 | 16 | 33.5 | 24.5 | 0.017 |
| 3/8 | 1/4 | 3104 60 56 | 16 | 32.5 | 25.5 | 0.019 |
| | 3/8 | 3104 60 00 | 16 | 34 | 26 | 0.009 |
| 1/2 | 1/2 | 3104 62 00 | 22 | 46 | 35 | 0.026 |
| | 1/4 | 3104 62 56 | 22.1 | 45.2 | 35.3 | 0.059 |
| | 3/8 | 3104 62 60 | 22 | 46 | 35 | 0.047 |

5/32"(4 mm) and 5/16"(8 mm) also available

## 3140 Equal and Unequal Single Y Piece

Technical polymer, NBR

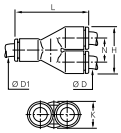

| ØD | ØD1 | | H | K | L | N | Kg |
|---|---|---|---|---|---|---|---|
| 4 | 4 | 3140 04 00 | 17.5 | 8.5 | 28.5 | 9 | 0.002 |
| | 6 | 3140 04 06 | 17.5 | 10.5 | 33 | 9 | 0.002 |
| 6 | 6 | 3140 06 00 | 21.5 | 10.5 | 35 | 11 | 0.004 |
| | 8 | 3140 06 08 | 22.5 | 13.5 | 41 | 11.5 | 0.005 |
| 8 | 8 | 3140 08 00 | 28 | 13.5 | 45 | 14.5 | 0.006 |
| | 10 | 3140 08 10 | 28 | 16 | 47 | 14.5 | 0.008 |
| 10 | 10 | 3140 10 00 | 33 | 16 | 53 | 17 | 0.010 |
| | 12 | 3140 10 12 | 33 | 19 | 57 | 17 | 0.012 |
| 12 | 12 | 3140 12 00 | 39 | 19 | 57 | 20 | 0.017 |

## 3107 Equal and Unequal Cross

Technical polymer, NBR

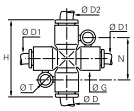

| ØD | ØD1 | ØD2 | | G | H | N | ØT | Kg |
|---|---|---|---|---|---|---|---|---|
| 4 | 4 | 4 | 3107 04 00 | 11 | 36 | 20 | 4.2 | 0.014 |
| 6 | 4 | 6 | 3107 04 06 | 11 | 36 | 20 | 4.2 | 0.009 |
| 4 | 4 | 6 | 3107 06 04 | 11 | 36 | 20 | 4.2 | 0.011 |
| 6 | 6 | 6 | 3107 06 00 | 11 | 36 | 20 | 4.2 | 0.005 |
| 8 | 6 | 8 | 3107 06 08 | 11 | 46 | 22.5 | 4.2 | 0.018 |
| 6 | 6 | 8 | 3107 08 06 | 13.5 | 46 | 22.5 | 4.2 | 0.022 |
| 8 | 8 | 8 | 3107 08 00 | 13.5 | 46 | 22.5 | 4.2 | 0.009 |

## 3116 Equal Bulkhead Connector

Technical polymer, NBR

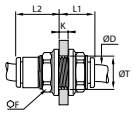


| ØD | | F | K max | L1 | L2 | ØT min | Kg |
|---|---|---|---|---|---|---|---|
| 4 | 3116 04 00 | 13 | 5.5 | 15 | 10 | 10.5 | 0.003 |
| 6 | 3116 06 00 | 15 | 8 | 19 | 11.5 | 12.5 | 0.004 |
| 8 | 3116 08 00 | 18 | 14.5 | 25 | 13.5 | 15.5 | 0.007 |
| 10 | 3116 10 00 | 22 | 14.5 | 27.5 | 15.5 | 18.5 | 0.011 |
| 12 | 3116 12 00 | 26 | 18.5 | 33 | 18 | 22.5 | 0.019 |
| 14 | 3116 14 00 | 29 | 20.5 | 37.5 | 20.5 | 25.5 | 0.028 |

## 3136 Bulkhead Connector, Female BSPP Thread

Nickel-plated brass, NBR

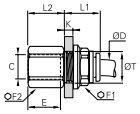


| ØD | C | | E | F1 | F2 | K max | L1 | L2 | ØT min | Kg |
|---|---|---|---|---|---|---|---|---|---|---|
| 4 | G1/8 | 3136 04 10 | 9.5 | 13 | 13 | 7 | 17 | 11.5 | 10.5 | 0.015 |
| | G1/4 | 3136 04 13 | 13.5 | 13 | 16 | 7 | 17 | 15.5 | 10.5 | 0.021 |
| 6 | G1/8 | 3136 06 10 | 9.5 | 15 | 15 | 8 | 19 | 10.5 | 12.5 | 0.021 |
| | G1/4 | 3136 06 13 | 13.5 | 15 | 17 | 7 | 19 | 15.5 | 12.5 | 0.027 |
| | G3/8 | 3136 06 17 | 12 | 15 | 22 | 8 | 19 | 16 | 12.5 | 0.041 |
| 8 | G1/8 | 3136 08 10 | 9.5 | 18 | 17 | 8 | 20.5 | 10.5 | 15.5 | 0.029 |
| | G1/4 | 3136 08 13 | 13.5 | 18 | 17 | 8 | 20.5 | 14.5 | 15.5 | 0.029 |
| 10 | G3/8 | 3136 10 17 | 14 | 22 | 22 | 8.5 | 23 | 16 | 18.5 | 0.050 |
| 12 | G3/8 | 3136 12 17 | 14 | 26 | 24 | 8.5 | 27 | 16 | 22.5 | 0.079 |
| | G1/2 | 3136 12 21 | 19.5 | 26 | 27 | 8.5 | 27 | 21.5 | 22.5 | 0.098 |
| 16 | G3/8 | 3136 16 17 | 12 | 29 | 29 | 10.5 | 30 | 15 | 27.5 | 0.125 |
| | G1/2 | 3136 16 21 | 15 | 29 | 29 | 10.5 | 30 | 19.5 | 27.5 | 0.126 |

## 3146 Equal Mixed Bulkhead Connector

Nickel-plated brass, NBR

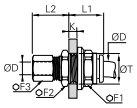


| ØD | | F1 | F2 | F3 | K max | L1 | L2 | ØT min | Kg |
|---|---|---|---|---|---|---|---|---|---|
| 4 | 3146 04 00 | 13 | 13 | 10 | 7 | 17.5 | 17.5 | 10.5 | 0.018 |
| 6 | 3146 06 00 | 15 | 17 | 13 | 8 | 19 | 18 | 12.5 | 0.028 |
| 8 | 3146 08 00 | 18 | 19 | 14 | 8 | 20.5 | 20.5 | 15.5 | 0.036 |
| 10 | 3146 10 00 | 22 | 22 | 19 | 8.5 | 23 | 24.5 | 18.5 | 0.062 |
| 12 | 3146 12 00 | 26 | 25 | 22 | 8.5 | 27 | 25 | 22.5 | 0.095 |
| 14 | 3146 14 00 | 29 | 29 | 24 | 10.5 | 27 | 27 | 25.5 | 0.124 |

Push-in connection with compression fitting

## 3139 Equal Bulkhead Elbow

Technical polymer, Nickel-plated brass, NBR

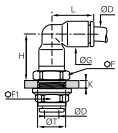


| ØD | | F | F1 | G | H | K max | L | ØT min | Kg |
|---|---|---|---|---|---|---|---|---|---|
| 4 | 3139 04 00 | 13 | 13 | 8.5 | 17 | 6.5 | 14.5 | 10.5 | 0.014 |
| 6 | 3139 06 00 | 17 | 15 | 10.5 | 19.5 | 7 | 17.5 | 12.5 | 0.021 |
| 8 | 3139 08 00 | 19 | 18 | 13.5 | 24 | 8 | 23 | 15.5 | 0.032 |
| 10 | 3139 10 00 | 22 | 22 | 16 | 28 | 8.5 | 26 | 18.5 | 0.048 |
| 12 | 3139 12 00 | 24 | 26 | 19 | 33 | 8.5 | 31 | 22.5 | 0.084 |
| 14 | 3139 14 00 | 27 | 29 | 25.5 | 37.5 | 10.5 | 36 | 25.5 | 0.117 |

The body swivels for positioning purposes.

Boxes protect the contents and are designed to meet your requirements:
- part numbers and corresponding product pictures allow for immediate visual identification
- bar codes
- easy storage
- tamper-proof system of opening/closing
- recyclable material

## 3144 Equal and Unequal Multiple Y Piece

Technical polymer, NBR

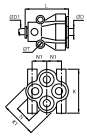

| ØD | ØD1 | | K | K1 | L | N | N1 | ØT | Kg |
|---|---|---|---|---|---|---|---|---|---|
| 4 | 4 | **3144 04 04** | 25.5 | 21 | 30.5 | 10 | 8.5 | 3.7 | 0.015 |
| | 6 | **3144 04 06** | 25.5 | 21 | 30.5 | 10 | 8.5 | 3.7 | 0.013 |
| 6 | 6 | **3144 06 06** | 31.5 | 26.5 | 37.5 | 12 | 10 | 3.7 | 0.032 |
| | 8 | **3144 06 08** | 31.5 | 26.5 | 38 | 12 | 10 | 3.7 | 0.026 |

## 3306 90° Multiple Elbow

Technical polymer, NBR

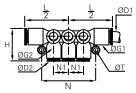

| ØD1 | ØD2 | | G | G1 | H | L/2 | N | N1 | ØT | Kg |
|---|---|---|---|---|---|---|---|---|---|---|
| 6 | 4 | **3306 06 04** | 13.5 | 11 | 18.5 | 36 | 43 | 11.5 | 4.2 | 0.034 |
| 8 | 4 | **3306 08 04** | 13.5 | 11 | 18.5 | 36.5 | 43 | 11.5 | 4.2 | 0.025 |
| | 6 | **3306 08 06** | 13.5 | 11 | 18.5 | 36.5 | 43 | 11.5 | 4.2 | 0.022 |
| 10 | 6 | **3306 10 06** | 16 | 13.5 | 23 | 42 | 52 | 14.5 | 4.2 | 0.048 |
| | 8 | **3306 10 08** | 16 | 13.5 | 23.5 | 42 | 52 | 14.5 | 4.2 | 0.021 |

## 3304 Multiple Tee

Technical polymer, NBR

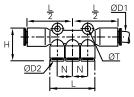

| ØD1 | ØD2 | | H | L | L/2 | N | ØT | Kg |
|---|---|---|---|---|---|---|---|---|
| 6 | 4 | **3304 06 04** | 24.5 | 34 | 37 | 11.5 | 4.2 | 0.015 |
| 8 | 4 | **3304 08 04** | 24.5 | 34 | 37 | 11.5 | 4.2 | 0.012 |
| | 6 | **3304 08 06** | 24.5 | 34 | 37 | 11.5 | 4.2 | 0.010 |
| 10 | 6 | **3304 10 06** | 36 | 44 | 40.5 | 14.5 | 4.2 | 0.019 |
| | 8 | **3304 10 08** | 36 | 44 | 40.5 | 15.5 | 4.2 | 0.015 |

## 3310 In-Line Manifold

Treated aluminium, NBR

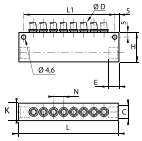

| ØD | C | | Number of Outlets | E | H | K | L | L1 | N | Kg |
|---|---|---|---|---|---|---|---|---|---|---|
| 4 | G1/4 | **3310 04 13** | 8 | 10 | 33 | 20 | 114 | 104 | 11.5 | 0.164 |
| 6 | G1/4 | **3310 06 13** | 8 | 10 | 33 | 20 | 114 | 104 | 12.5 | 0.160 |
| 8 | G3/8 | **3310 08 17** | 6 | 12 | 33 | 20 | 114 | 104 | 15 | 0.149 |
| 10 | G1/2 | **3310 10 21** | 6 | 16 | 48 | 25 | 145.5 | 135.5 | 17 | 0.329 |
| 12 | G1/2 | **3310 12 21** | 4 | 16 | 45 | 25 | 158 | 148 | 20.5 | 0.354 |

Parker Legris offers the solution to enable many types of configuration options.

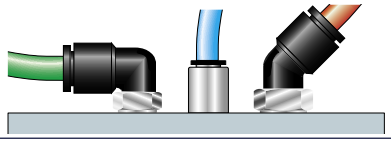

## 3182 Equal and Unequal Plug-In Elbow

Technical polymer, NBR

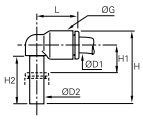


| ØD1 | ØD2 | | G | H | H1 | H2 | L | Kg |
|---|---|---|---|---|---|---|---|---|
| 4 | 4 | 3182 04 00 | 8.5 | 23 | 6 | 15.5 | 14 | 0.005 |
| 4 | 6 | 3182 04 06 | 10.5 | 26.5 | 7 | 17 | 16 | 0.004 |
| 6 | 4 | 3182 06 04 | 10.5 | 24.5 | 7 | 15.5 | 16 | 0.001 |
| | 6 | 3182 06 00 | 10.5 | 26.5 | 7 | 17 | 16 | 0.001 |
| | 8 | 3182 06 08 | 13.5 | 33.5 | 8 | 21.5 | 23 | 0.007 |
| 8 | 8 | 3182 08 00 | 13.5 | 33.5 | 8 | 21.5 | 23 | 0.003 |
| | 10 | 3182 08 10 | 16 | 39 | 10 | 24.5 | 26.5 | 0.010 |
| 10 | 10 | 3182 10 00 | 16 | 39 | 10 | 24.5 | 26.5 | 0.004 |
| | 12 | 3182 10 12 | 19 | 44.5 | 10.5 | 27.5 | 31 | 0.016 |
| 12 | 12 | 3182 12 00 | 19 | 45.5 | 10.5 | 27.5 | 31 | 0.007 |

The references in diameter 4mm and 12mm are not grooved in standard version

## 3180 45° Plug-In Equal Elbow

Technical polymer, NBR

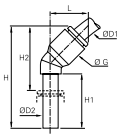


| ØD1 | ØD2 | | G | H | H1 | H2 | L | Kg |
|---|---|---|---|---|---|---|---|---|
| 4 | 4 | 3180 04 00 | 9 | 33.5 | 19 | 21 | 13 | 0.001 |
| 6 | 6 | 3180 06 00 | 11 | 39 | 21 | 25 | 14.5 | 0.002 |
| 8 | 8 | 3180 08 00 | 13.5 | 44 | 21.5 | 25.5 | 19.5 | 0.003 |
| 10 | 10 | 3180 10 00 | 16 | 53 | 27 | 32.5 | 23 | 0.004 |
| 12 | 12 | 3180 12 00 | 19 | 58.5 | 27.5 | 34 | 26.5 | 0.007 |

## 3182 Equal Plug-In Elbow Inch

Technical polymer, NBR

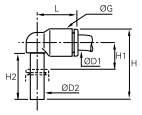


| ØD1 | ØD2 | | G | H | H1 | H2 | L | Kg |
|---|---|---|---|---|---|---|---|---|
| 1/4 | 1/4 | 3182 56 00 | 11 | 27.5 | 7.5 | 18 | 18.5 | 0.002 |
| 3/8 | 3/8 | 3182 60 00 | 16 | 38.5 | 9 | 24 | 26 | 0.010 |

5/32"(4 mm) and 5/16"(8 mm) also available

## 3183 Equal and Unequal Plug-In Run Tee

Technical polymer, NBR

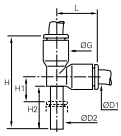


| ØD1 | ØD2 | | G | H | H1 | H2 | L | Kg |
|---|---|---|---|---|---|---|---|---|
| 4 | 4 | 3183 04 00 | 8.5 | 33 | 6 | 15.5 | 14.5 | 0.002 |
| | 6 | 3183 04 06 | 10.5 | 38.5 | 7 | 17 | 17.5 | 0.006 |
| 6 | 6 | 3183 06 00 | 10.5 | 38.5 | 7 | 17 | 17 | 0.002 |
| | 8 | 3183 06 08 | 13.5 | 48.5 | 8 | 21.5 | 23 | 0.014 |
| 8 | 8 | 3183 08 00 | 13.5 | 49 | 8 | 21.5 | 23 | 0.004 |
| | 10 | 3183 08 10 | 16 | 56.5 | 10.5 | 24.5 | 26.5 | 0.018 |
| 10 | 10 | 3183 10 00 | 16 | 57 | 10.5 | 24.5 | 26.5 | 0.007 |
| | 12 | 3183 10 12 | 19 | 65.5 | 10.5 | 27.5 | 31 | 0.034 |
| 12 | 12 | 3183 12 00 | 19 | 65.5 | 10.5 | 27.5 | 31 | 0.011 |

## 3184 Extended Equal and Unequal Plug-In Elbow

Technical polymer, NBR

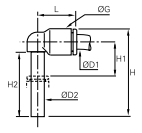


| ØD1 | ØD2 | | G | H | H1 | H2 | L | Kg |
|---|---|---|---|---|---|---|---|---|
| 4 | 4 | 3184 04 00 | 8.5 | 32.5 | 15.5 | 25 | 14 | 0.004 |
| | 6 | 3184 04 06 | 10.5 | 38.5 | 19 | 29 | 16 | 0.004 |
| 6 | 6 | 3184 06 00 | 10.5 | 38.5 | 19 | 29 | 16 | 0.002 |
| | 8 | 3184 06 08 | 13.5 | 49 | 23.5 | 37 | 23 | 0.007 |
| 8 | 8 | 3184 08 00 | 13.5 | 49 | 23.5 | 37 | 23 | 0.003 |
| | 10 | 3184 08 10 | 16 | 56 | 26.5 | 41.5 | 26.5 | 0.011 |
| 10 | 10 | 3184 10 00 | 16 | 56 | 26.5 | 41.5 | 26.5 | 0.005 |
| | 12 | 3184 10 12 | 19 | 62.5 | 28 | 45.5 | 31 | 0.017 |
| 12 | 12 | 3184 12 00 | 19 | 62.5 | 28 | 45.5 | 31 | 0.008 |

The references in diameter 4mm and 12mm are not grooved in standard version

## 3188 Equal and Unequal Plug-In Branch Tee

Technical polymer, NBR

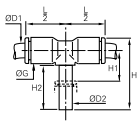


| ØD1 | ØD2 | | G | H | H1 | H2 | L/2 | Kg |
|---|---|---|---|---|---|---|---|---|
| 4 | 4 | 3188 04 00 | 8.5 | 25 | 8 | 15.5 | 14.5 | 0.001 |
| | 6 | 3188 04 06 | 10.5 | 28.5 | 9 | 17 | 16 | 0.007 |
| 6 | 6 | 3188 06 00 | 10.5 | 28.5 | 9 | 17 | 16 | 0.002 |
| | 8 | 3188 06 08 | 13.5 | 36.5 | 11 | 21.5 | 22 | 0.014 |
| 8 | 8 | 3188 08 00 | 13.5 | 36.5 | 11 | 21.5 | 23 | 0.004 |
| | 10 | 3188 08 10 | 16 | 41 | 12.5 | 24.5 | 26.5 | 0.018 |
| 10 | 10 | 3188 10 00 | 16 | 41 | 12.5 | 24.5 | 26.5 | 0.007 |
| | 12 | 3188 10 12 | 19 | 46.5 | 12.5 | 27.5 | 31 | 0.030 |
| 12 | 12 | 3188 12 00 | 19 | 46.5 | 12.5 | 27.5 | 31 | 0.012 |

## 3142 Equal and Unequal Plug-In Single Y Piece

Technical polymer, NBR

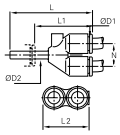


| ØD1 | ØD2 | | L | L1 | L2 | N | Kg |
|---|---|---|---|---|---|---|---|
| 4 | 4 | **3142 04 00** | 34 | 21.5 | 17.5 | 9 | 0.002 |
| | 6 | **3142 04 06** | 35.5 | 21.5 | 17.5 | 9 | 0.002 |
| 6 | 6 | **3142 06 00** | 39.5 | 25.5 | 21.5 | 11 | 0.004 |
| | 8 | **3142 06 08** | 44.5 | 26 | 22 | 11 | 0.006 |
| 8 | 8 | **3142 08 00** | 50.5 | 32 | 28 | 14.5 | 0.007 |
| | 10 | **3142 08 10** | 53.5 | 32 | 28 | 14.5 | 0.022 |
| 10 | 10 | **3142 10 00** | 57.5 | 36 | 33 | 17 | 0.010 |
| | 12 | **3142 10 12** | 60 | 35 | 33 | 17 | 0.035 |
| 12 | 12 | **3142 12 00** | 66 | 41 | 39 | 20 | 0.017 |

## 3166 Plug-In Reducer

Technical polymer, NBR

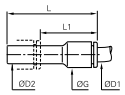


| ØD1 | ØD2 | | G | L | L1 | Kg |
|---|---|---|---|---|---|---|
| 3 | 4 | **3166 03 04** | 8.5 | 37.5 | 23.5 | 0.002 |
| 4 | 6 | **3166 04 06** | 8.5 | 37.5 | 23.5 | 0.001 |
| | 8 | **3166 04 08** | 8.5 | 37.5 | 19 | 0.001 |
| | 10 | **3166 04 10** | 10.5 | 38 | 18 | 0.003 |
| 6 | 8 | **3166 06 08** | 10.5 | 37.5 | 20 | 0.001 |
| | 10 | **3166 06 10** | 10.5 | 38 | 17.5 | 0.002 |
| | 12 | **3166 06 12** | 14.5 | 46 | 23 | 0.005 |
| | 14 | **3166 06 14** | 14.5 | 48 | 23 | 0.007 |
| 8 | 10 | **3166 08 10** | 13.5 | 49 | 28.5 | 0.003 |
| | 12 | **3166 08 12** | 13.5 | 49 | 24.5 | 0.004 |
| | 14 | **3166 08 14** | 17 | 48 | 23 | 0.007 |
| 10 | 12 | **3166 10 12** | 21.5 | 56.5 | 33.5 | 0.005 |
| | 14 | **3166 10 14** | 21.5 | 58.5 | 33.5 | 0.005 |
| 12 | 14 | **3166 12 14** | 23.5 | 58.5 | 33.5 | 0.007 |

## 3143 Multiple Plug-In Y Piece

Technical polymer, Nickel-plated brass, NBR

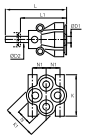

| ØD1 | ØD2 | | K | K1 | L | L1 | N | N1 | Kg |
|---|---|---|---|---|---|---|---|---|---|
| 4 | 6 | **3143 04 06** | 26 | 21.5 | 49.5 | 35.5 | 11 | 8.5 | 0.018 |
| | 8 | **3143 04 08** | 26 | 21.5 | 51 | 32 | 11 | 8.5 | 0.021 |
| 6 | 8 | **3143 06 08** | 31.5 | 26.5 | 57.5 | 39 | 12 | 10 | 0.035 |

## 3166 Plug-In Reducer Inch

Technical polymer, NBR

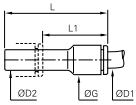


| ØD1 | ØD2 | | G | L | L1 | Kg |
|---|---|---|---|---|---|---|
| 1/4 | 5/16 | **3166 56 08** | 11 | 41 | 23 | 0.002 |
| | 3/8 | **3166 56 60** | 11 | 41 | 21 | 0.002 |

## 3120 Stem Connector

Technical polymer

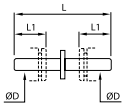


| ØD | | L | L1 | Kg |
|---|---|---|---|---|
| 4 | **3120 04 00** | 34.5 | 12 | 0.001 |
| 6 | **3120 06 00** | 38.5 | 14 | 0.001 |
| 8 | **3120 08 00** | 41 | 18.5 | 0.001 |
| 10 | **3120 10 00** | 51.5 | 20.5 | 0.002 |
| 12 | **3120 12 00** | 60 | 24.5 | 0.004 |
| 14 | **3120 14 00** | 69.5 | 25.5 | 0.007 |

This model exists in nickel-plated brass; please use suffix 85. Example: 3120 06 00 85
Only compatible with Parker Legris fittings. Drawing available upon request.

## 3168 Plug-In Increaser

Technical polymer, NBR

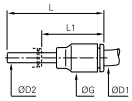


| ØD1 | ØD2 | | G | L | L1 | Kg |
|---|---|---|---|---|---|---|
| 6 | 4 | **3168 06 04** | 10.5 | 35 | 23 | 0.002 |
| 8 | 6 | **3168 08 06** | 13.5 | 45 | 31.5 | 0.003 |
| | 1/4 | **3168 08 56** | 16 | 40 | 25.5 | 0.009 |
| 10 | 8 | **3168 10 08** | 16 | 42.5 | 21 | 0.004 |
| 12 | 10 | **3168 12 10** | 19 | 49 | 24.5 | 0.006 |

## 3168 Plug-In Increaser — Inch

Technical polymer, NBR

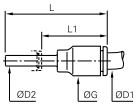


| ØD1 | ØD2 | | G | L | L1 | Kg |
|---|---|---|---|---|---|---|
| 1/4 | 3/16 | 3168 56 55 | 20.5 | 41 | 25 | 0.002 |
| | 5/32 | 3168 56 04 | 11 | 41 | 29 | 0.002 |

## 3126 Blanking Plug

Technical polymer

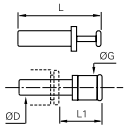


| ØD | | G | L | L1 | Kg |
|---|---|---|---|---|---|
| 3 | 3126 03 00 | 6 | 25 | 13.5 | 0.001 |
| 4 | 3126 04 00 | 4 | 30 | 15.5 | 0.001 |
| 6 | 3126 06 00 | 8 | 33 | 16.5 | 0.001 |
| 8 | 3126 08 00 | 10 | 35 | 17.5 | 0.001 |
| 10 | 3126 10 00 | 12 | 42 | 21 | 0.002 |
| 12 | 3126 12 00 | 14 | 45 | 22 | 0.003 |
| 14 | 3126 14 00 | 16 | 49 | 23.5 | 0.005 |
| 16 | 3126 16 00* | 19 | 57 | 30 | 0.064 |

*Nickel-plated brass

## 3126 Blanking Plug — Inch

Technical polymer

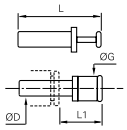


| ØD | | G | L | L1 | Kg |
|---|---|---|---|---|---|
| 1/4 | 3126 56 00 | 8 | 36.5 | 22 | 0.001 |
| 3/8 | 3126 60 00 | 12 | 42 | 22 | 0.002 |
| 1/2 | 3126 62 00 | 15 | 48.5 | 21.5 | 0.003 |

5/32"(4 mm) and 5/16"(8 mm) also available

## 3122 Plug-In Barb Connector

Technical polymer

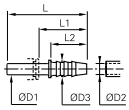


| ØD1 | ØD2 | ØD3 | | L | L1 | L2 | Kg |
|---|---|---|---|---|---|---|---|
| 4 | 3.2 | 5 | 3122 04 53 | 37 | 25 | 17 | 0.004 |
| | 5 | 7 | 3122 04 05 | 37 | 25 | 17 | 0.001 |
| 6 | 5 | 7 | 3122 06 05 | 39 | 25 | 17 | 0.001 |
| 8 | 6.3 | 8.5 | 3122 08 56 | 39.5 | 21 | 17 | 0.001 |
| | 8 | 10 | 3122 08 08 | 44.5 | 26 | 22 | 0.001 |
| 10 | 6.3 | 8 | 3122 10 56 | 45 | 24.5 | 17 | 0.002 |
| | 8 | 10 | 3122 10 08 | 50 | 29.5 | 22 | 0.002 |
| 12 | 8 | 10 | 3122 12 08 | 50 | 26 | 22 | 0.002 |
| | 10 | 12 | 3122 12 10 | 48.5 | 25.5 | 22.5 | 0.002 |
| | 12.5 | 14.5 | 3122 12 62 | 57 | 34 | 22.5 | 0.004 |
| 14 | 12.5 | 14.5 | 3122 14 62 | 59.5 | 34.5 | 22.5 | 0.006 |

## 3151 End Cap

Technical polymer, NBR

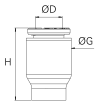


| ØD | | G | H | Kg |
|---|---|---|---|---|
| 4 | 3151 04 00 | 8.5 | 15 | 0.001 |
| 6 | 3151 06 00 | 10.5 | 17 | 0.001 |
| 8 | 3151 08 00 | 13.5 | 22 | 0.002 |
| 10 | 3151 10 00 | 16 | 22 | 0.003 |
| 12 | 3151 12 00 | 19 | 28 | 0.005 |
| 14 | 3151 14 00 | 22 | 31 | 0.009 |

A modular solution designed to orientate the tube according to the application.

**Ø metric:**
4 to 12 mm

## Technical Characteristics

- **Compatible Fluids:** Compressed air
  Other fluids: please consult us
- **Working Pressure:** Vacuum to 20 bar
- **Working Temperature:** -20°C to +80°C

| Tightening Torque (daN.m) | Threads | | | | | |
|---|---|---|---|---|---|---|
| | M3 x0.5 | M5 x0.8 | G1/8 | G1/4 | G3/8 | G1/2 |
| | 0.05 | 0.1 | 0.4 | 0.5 | 0.6 | 0.7 |

Reliable performance is dependent upon the type of fluid conveyed, component materials and tubing being used.

Use is guaranteed with a vacuum of 755 mm Hg (99% vacuum).

## Component Materials

**Silicone-free**

**Bolt:** nickel-plated brass, with or without pre-coating, depending on the configuration

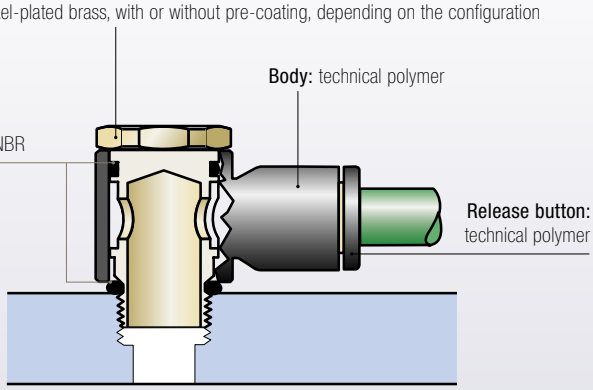


## Advantages

- Screwed from above, for minimum space between connections
- 360° orientable
- Stacking of banjo bodies to allow construction of 2 to 6 outlets

## Regulations

- **ISO 14743**
- **PED**
- **RoHS**
- **REACH**

## Installation Configurations

Thread and bore diameters for part numbers 3524 - 3527 - 3528 - 3529:

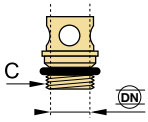


| Thread (C) | M5x0.8 | G1/8 | G1/4 | G3/8 | G1/2 |
|---|---|---|---|---|---|
| DN | 2.5 | 5.5 | 8.5 | 11 | 13 |

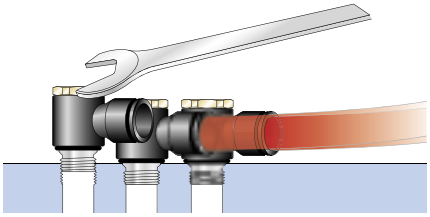

## 3118 Single Banjo, Male BSPP and Metric Thread

**Technical polymer, Nickel-plated brass, NBR**

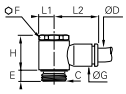


| ØD | C | | E | F | G | H | L1 | L2 | Kg |
|---|---|---|---|---|---|---|---|---|---|
| 3 | M3x0.5 | **3118 03 09*** | 3 | - | 8.5 | 13 | 5 | 16 | 0.005 |
| 4 | M5x0.8 | **3118 04 19*** | 4 | - | 8.5 | 13 | 5 | 16.5 | 0.004 |
| | G1/8 | **3118 04 10** | 4 | 13 | 8.5 | 17 | 7 | 18.5 | 0.012 |
| 6 | M5x0.8 | **3118 06 19*** | 4 | - | 10.5 | 13 | 7 | 18.5 | 0.004 |
| | G1/8 | **3118 06 10** | 4 | 13 | 10.5 | 17 | 7 | 20 | 0.013 |
| | G1/4 | **3118 06 13** | 5.5 | 17 | 10.5 | 21 | 9.5 | 22 | 0.023 |
| 8 | G1/8 | **3118 08 10** | 4 | 13 | 13.5 | 16.5 | 7 | 25 | 0.014 |
| | G1/4 | **3118 08 13** | 5.5 | 17 | 13.5 | 21 | 9 | 27 | 0.024 |
| | G3/8 | **3118 08 17** | 5.5 | 20 | 13.5 | 24.5 | 11 | 29 | 0.038 |
| 10 | G1/4 | **3118 10 13** | 5.5 | 17 | 16 | 21 | 9.5 | 29 | 0.025 |
| | G3/8 | **3118 10 17** | 5.5 | 20 | 16 | 24.5 | 11 | 31 | 0.039 |
| | G1/2 | **3118 10 21** | 8 | 25 | 19 | 27.5 | 13.5 | 36.5 | 0.083 |
| 12 | G3/8 | **3118 12 17** | 5.5 | 20 | 19 | 24.5 | 11 | 34.5 | 0.040 |
| | G1/2 | **3118 12 21** | 8 | 25 | 19 | 27.5 | 13.5 | 36.5 | 0.075 |

*With screwdriver slot

## 3018 Single Banjo, Male BSPT Thread

**Technical polymer, Nickel-plated brass, NBR**

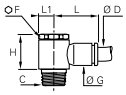


| ØD | C | | F | G | H | L | L1 | Kg |
|---|---|---|---|---|---|---|---|---|
| 6 | R1/8 | **3018 06 10** | 13 | 10.5 | 18.5 | 20 | 7 | 0.015 |
| | R1/4 | **3018 06 13** | 17 | 10.5 | 22.5 | 22 | 9.5 | 0.029 |
| 8 | R1/8 | **3018 08 10** | 13 | 13.5 | 18.5 | 25 | 7 | 0.016 |
| | R1/4 | **3018 08 13** | 17 | 13.5 | 22.5 | 27 | 9.5 | 0.030 |
| 10 | R1/4 | **3018 10 13** | 17 | 16 | 22.5 | 29 | 9.5 | 0.031 |
| | R3/8 | **3018 10 17** | 21 | 16 | 26.5 | 31 | 11 | 0.048 |
| 12 | R1/4 | **3018 12 13** | 21 | 19 | 26.5 | 34.5 | 11 | 0.052 |
| | R3/8 | **3018 12 17** | 21 | 19 | 26.5 | 34.5 | 11 | 0.050 |

Pre-coated thread

## 3124 Single Banjo, Male/Female BSPP and Metric Thread

Technical polymer, Nickel-plated brass, NBR

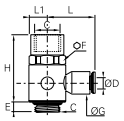


| ØD | C | | E | F | G | H | L | L1 | Kg |
|---|---|---|---|---|---|---|---|---|---|
| 4 | G1/8 | **3124 04 10** | 4 | 13 | 8.5 | 25.5 | 18.5 | 7 | 0.015 |
| 6 | G1/4 | **3124 06 13** | 5.5 | 17 | 10.5 | 33 | 22 | 9 | 0.029 |
| 8 | G3/8 | **3124 08 17** | 5.5 | 20 | 13.5 | 37.5 | 29 | 11 | 0.043 |

This product family was developed to allow assembly of a function fitting on a cylinder.

## 3538 Single Banjo Bodies

Technical polymer, NBR

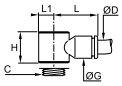


| ØD | C | | G | H | L | L1 | Kg |
|---|---|---|---|---|---|---|---|
| 4 | M5x0.8 | **3538 04 19** | 8.5 | 13 | 16 | 5 | 0.001 |
| | G1/8 | **3538 04 10** | 10.5 | 14.5 | 18.5 | 7 | 0.002 |
| 6 | M5x0.8 | **3538 06 19** | 11 | 13 | 18.5 | 5 | 0.002 |
| | G1/8 | **3538 06 10** | 10.5 | 14.5 | 20 | 7 | 0.002 |
| | G1/4 | **3538 06 13** | 13.5 | 18 | 22 | 9.5 | 0.003 |
| 8 | G1/8 | **3538 08 10** | 13.5 | 14.5 | 25 | 7 | 0.003 |
| | G1/4 | **3538 08 13** | 13.5 | 18 | 27 | 9.5 | 0.004 |
| | G3/8 | **3538 08 17** | 13.5 | 21.5 | 29 | 11.5 | 0.005 |
| 10 | G1/4 | **3538 10 13** | 16 | 18 | 29 | 9.5 | 0.005 |
| | G3/8 | **3538 10 17** | 16 | 21.5 | 31 | 11.5 | 0.006 |
| 12 | G3/8 | **3538 12 17** | 19 | 21.5 | 34.5 | 11.5 | 0.008 |

## 3149 Twin Banjo, Male BSPP and Metric Thread

Technical polymer, Nickel-plated brass, NBR

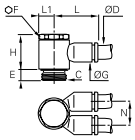


| ØD | C | | E | F | G | H | L | L1 | N | Kg |
|---|---|---|---|---|---|---|---|---|---|---|
| 4 | M5x0.8 | **3149 04 19*** | 4 | | 8.5 | 13 | 16 | 4.5 | 9 | 0.005 |
| | G1/8 | **3149 04 10** | 4 | 13 | 10.5 | 16.5 | 18.5 | 7 | 11.5 | 0.018 |
| 6 | G1/8 | **3149 06 10** | 4 | 13 | 10.5 | 16.5 | 18.5 | 7 | 11.5 | 0.014 |
| | G1/4 | **3149 06 13** | 5.5 | 17 | 13.5 | 21 | 27 | 9.5 | 14.5 | 0.035 |
| 8 | G1/4 | **3149 08 13** | 5.5 | 17 | 13.5 | 21 | 27 | 9.5 | 14.5 | 0.026 |
| | G3/8 | **3149 08 17** | 5.5 | 20 | 16 | 24.5 | 31 | 11 | 17 | 0.053 |
| 10 | G3/8 | **3149 10 17** | 5.5 | 20 | 16 | 24.5 | 31 | 11 | 17 | 0.042 |

*With screwdriver slot

## 3539 Double Banjo Bodies

Technical polymer, NBR

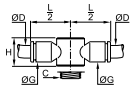


| ØD | C | | G | H | L/2 | Kg |
|---|---|---|---|---|---|---|
| 6 | G1/8 | **3539 06 10** | 10.5 | 14.3 | 20 | 0.011 |
| | G1/4 | **3539 06 13** | 13.5 | 18 | 26 | 0.015 |
| 8 | G1/4 | **3539 08 13** | 13.5 | 18 | 27 | 0.005 |
| | G3/8 | **3539 08 17** | 16 | 21.5 | 30.5 | 0.020 |
| 10 | G3/8 | **3539 10 17** | 16 | 21.5 | 31 | 0.008 |

## 3119 Double Banjo, BSPP and Metric Thread

Technical polymer, Nickel-plated brass, NBR

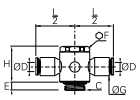


| ØD | C | | E | F | G | H | L/2 | Kg |
|---|---|---|---|---|---|---|---|---|
| 4 | M5x0.8 | **3119 04 19*** | 4 | | 8.5 | 13 | 8 | 0.005 |
| 6 | G1/8 | **3119 06 10** | 4 | 13 | 11 | 17 | 20 | 0.014 |
| | G1/4 | **3119 06 13** | 5.5 | 17 | 13.5 | 21 | 26.5 | 0.035 |
| 8 | G1/4 | **3119 08 13** | 5.5 | 17 | 13.5 | 21 | 27 | 0.026 |
| | G3/8 | **3119 08 17** | 5.5 | 20 | 16 | 24.5 | 30.5 | 0.053 |

*With screwdriver slot

## 3549 Twin Banjo Bodies

Technical polymer, NBR

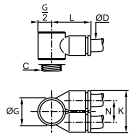


| ØD | C | | G | K | L | N | Kg |
|---|---|---|---|---|---|---|---|
| 4 | M5x0.8 | **3549 04 19** | 10 | 17.5 | 15.5 | 9 | 0.003 |
| | G1/4 | **3549 04 13** | 18.5 | 28 | 25 | 14.5 | 0.020 |
| 6 | G1/8 | **3549 06 10** | 14 | 22.5 | 20.5 | 12 | 0.003 |
| | G1/4 | **3549 06 13** | 18.5 | 28 | 25 | 14.5 | 0.015 |
| | G3/8 | **3549 06 17** | 22.5 | 33 | 28.5 | 17 | 0.031 |
| 8 | G1/4 | **3549 08 13** | 18.5 | 28 | 26 | 14.5 | 0.006 |
| | G3/8 | **3549 08 17** | 22.5 | 33 | 29.5 | 17 | 0.020 |
| 10 | G3/8 | **3549 10 17** | 22.5 | 33 | 29.5 | 17 | 0.009 |

## 3527 Single Banjo Bolts, Male BSPP and Metric Thread

Nickel-plated brass, NBR

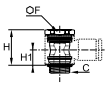


| C | | F | H | H1 | Kg |
|---|---|---|---|---|---|
| M5x0.8 | 3527 00 19* | | 17 | 7.5 | 0.003 |
| G1/8 | 3527 00 10 | 13 | 17 | 7.5 | 0.011 |
| G1/4 | 3527 00 13 | 17 | 21 | 9.5 | 0.020 |
| G3/8 | 3527 00 17 | 20 | 24.5 | 11 | 0.033 |

*With screwdriver slot
Full bore

## 3529 Stacking Banjo for 3 Body High Modules, Male BSPP Thread

Nickel-plated brass, NBR

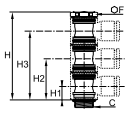


| C | | F | H | H1 | H2 | H3 | Kg |
|---|---|---|---|---|---|---|---|
| G1/8 | 3529 00 10 | 13 | 45.5 | 7.5 | 22 | 36 | 0.023 |
| G1/4 | 3529 00 13 | 17 | 54 | 9.5 | 27.5 | 45.5 | 0.042 |
| G3/8 | 3529 00 17 | 20 | 67.5 | 11 | 32.5 | 54 | 0.069 |

Full bore
Designed for use with 3 banjo bodies

## 3528 Stacking Banjo for 2 Body High Modules, Male BSPP and Metric Thread

Nickel-plated brass, NBR

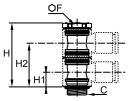


| C | | F | H | H1 | H2 | Kg |
|---|---|---|---|---|---|---|
| M5x0.8 | 3528 00 19* | | 24.5 | 7.5 | 18.5 | 0.005 |
| G1/8 | 3528 00 10 | 13 | 31 | 7.5 | 22 | 0.017 |
| G1/4 | 3528 00 13 | 17 | 39 | 9.5 | 27.5 | 0.031 |
| G3/8 | 3528 00 17 | 20 | 46 | 11 | 32.5 | 0.053 |

*With screwdriver slot
Full bore
Designed for use with 2 banjo bodies

## 3524 Threaded Banjo Bolts, Male/Female BSPP and Metric Thread

Nickel-plated brass, NBR

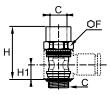


| C | | F | H | H1 | Kg |
|---|---|---|---|---|---|
| G1/8 | 3524 00 10 | 13 | 24.5 | 7.5 | 0.013 |
| G1/4 | 3524 00 13 | 17 | 33 | 9.5 | 0.027 |
| G3/8 | 3524 00 17 | 20 | 37.5 | 11 | 0.039 |
| G1/2 | 3524 00 21 | 26 | 42 | 11.5 | 0.067 |

Full bore

Banjo bolts 3527, 3528, 3529 and 3524 are only usable in association with the corresponding bodies for modular construction 3538, 3539 and 3549.

Thread and passage size for part numbers 3527, 3528, 3529 and 3524.

| Thread | M5x0.8 | G1/8 | G1/4 | G3/8 | G1/2 |
|---|---|---|---|---|---|
| DN | 2.5 | 5.5 | 8.5 | 11 | 13 |

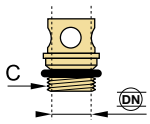

# LF 3000® Push-In Fittings / Modular Plug-In Connectors



These connectors secure and facilitate the connection of several circuits by mechanical coding.

**Ø metric:**
4 to 8 mm

## Technical Characteristics

- **Compatible Fluids:** Compressed air
  Other fluids: please consult us
- **Working Pressure:** Vacuum to 10 bar
- **Working Temperature:** -20°C to +80°C

Reliable performance is dependent upon the type of fluid conveyed, component materials and tubing being used.

Use is guaranteed with a vacuum of 755 mm Hg (99% vacuum).

## Advantages

- 3 types of solutions: in-line, panel-mounted or DIN rail connector
- Minimized connection space
- Prevents incorrect assembly
- Customised multi-connectors upon request

## Component Materials

**Silicone-free**

Multi-connectors:
- panel-mounted: zinc-plated steel, technical polymer
- in-line: aluminium, technical polymer
- DIN rail: technical polymer

Connections: LF 3000®

## Regulations

- **ISO 14743**
- **PED**
- **RoHS**
- **REACH**

## Installations Configurations

**Panel-Mounted**

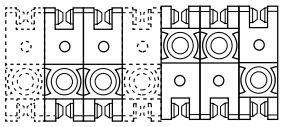

Standard assembly  Customised assembly

**A box contains:**

10 units
20 joining clips and 4 end pins
4 mounting brackets
4 coupling clips
1 dismantling tool

The module is constructed from a number of symmetrical components connected by joining clips. A coupling clip locks the module closed. A dismantling tool allows disconnection.

Maximum 5 modules recommended for the mating module; the fixed module is not limited.

**In-Line**

**DIN Rail Connector**



## 3300 Modular Plug-In Connector

Technical polymer, NBR

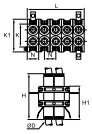

| ØD | | B | H | H1 | K | K1 | L | L1 | L2 | N | Kg |
|---|---|---|---|---|---|---|---|---|---|---|---|
| 4 | **3300 04 00** | 21 | 40.5 | 29.5 | 32 | 20 | 55 | 22 | 6 | 11 | 0.079 |
| 6 | **3300 06 00** | 28 | 48 | 38.5 | 39 | 27.5 | 70 | 28 | 7.5 | 14 | 0.213 |
| 8 | **3300 08 00** | 28 | 50 | 39 | 39 | 27.5 | 70 | 28 | 7.5 | 14 | 0.125 |

Clearance hole for Ø3 mm screw

## 3320 Multi-Connector Male Screw Body

Technical polymer, NBR

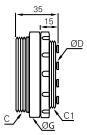

| ØD | C | C1 | | Number of Outlets | G | Kg |
|---|---|---|---|---|---|---|
| 4 | M46x1.5 | M40x1.5 | **3320 04 00 04** | 4 | 50 | 0.069 |
| | M46x1.5 | M40x1.5 | **3320 04 00 07** | 7 | 50 | 0.071 |
| | M65x1.5 | M58x1.5 | **3320 04 00 12** | 12 | 70 | 0.137 |
| 6 | M46x1.5 | M40x1.5 | **3320 06 00 04** | 4 | 50 | 0.070 |
| | M46x1.5 | M40x1.5 | **3320 06 00 07** | 7 | 50 | 0.073 |

The number of male body outlets must correspond to the same number of outlets on the female body.

## 3321 Multi-Connector Female Screw Body

Technical polymer, NBR

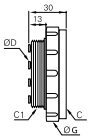

| ØD | C | C1 | | Number of Outlets | G | Kg |
|---|---|---|---|---|---|---|
| 4 | M46x1.5 | M40x1.5 | **3321 04 00 04** | 4 | 55 | 0.065 |
| | M46x1.5 | M40x1.5 | **3321 04 00 07** | 7 | 55 | 0.063 |
| | M65x1.5 | M58x1.5 | **3321 04 00 12** | 12 | 75 | 0.125 |
| 6 | M46x1.5 | M40x1.5 | **3321 06 00 04** | 4 | 55 | 0.065 |
| | M46x1.5 | M40x1.5 | **3321 06 00 07** | 7 | 55 | 0.064 |

The number of female body outlets must correspond to the same number of outlets on the male body.

## 3379 DIN Rail Connector for 2 Tubes

Technical polymer, NBR

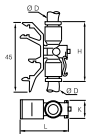

| ØD | | H | K | L | Kg |
|---|---|---|---|---|---|
| 4 | **3379 04 00** | 34.5 | 11 | 39.5 | 0.010 |
| 6 | **3379 06 00** | 34.5 | 11 | 39.5 | 0.006 |
| 8 | **3379 08 00** | 46 | 13 | 44.5 | 0.008 |

Start pressure test point on the system

## 3329 Multi-Connector Screw Cap

Technical polymer

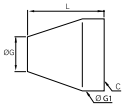

| C | | Number of Outlets | G | G1 | L | Kg |
|---|---|---|---|---|---|---|
| M40x1.5 | **3329 00 02** | 4-7 | 35 | 50 | 55 | 0.062 |
| M58x1.5 | **3329 00 03** | 12 | 34 | 70 | 70 | 0.139 |

## 3381 DIN Rail Connector for 3 Tubes

Technical polymer, NBR

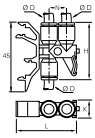

| ØD | | H | K | L | N | Kg |
|---|---|---|---|---|---|---|
| 4 | **3381 04 00** | 36.5 | 11 | 39.5 | 11.5 | 0.013 |
| 6 | **3381 06 00** | 36.5 | 11 | 39.5 | 11.5 | 0.007 |
| 8 | **3381 08 00** | 46 | 13 | 44.5 | 14.5 | 0.033 |

Start pressure test point on the system

### Overall Dimensions for Bulkhead Mounting

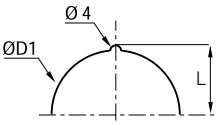


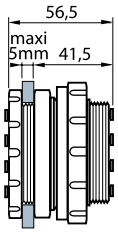


| Number of Outlets | L | ØD1 |
|---|---|---|
| 2 | 17 | 32.5 |
| 4-7 | 21 | 40.5 |
| 12 | 30.3 | 58.5 |

# LF 3000® Push-In Fittings / Self-Sealing and Oscillating Fittings

2 functions available for quick machine intervention and to facilitate the operation of the installations.

**Ø metric:**
4 to 12 mm

## Technical Characteristics

- **Compatible Fluids:** Compressed air
  Other fluids: please consult us
- **Working Pressure:** Vacuum to 20 bar
  (10 bar: self-sealing fitting)
- **Working Temperature:** -20°C to +80°C

Reliable performance is dependent upon the type of fluid conveyed, component materials and tubing being used.

Use is guaranteed with a vacuum of 755 mm Hg (99% vacuum).

## Advantages

- **Self-Sealing Fittings**
- Prevents fluid flow when there is no tube connected
- When connected, the compressed air flow is restored
- **Oscillating Fittings**
- Fitting swivels when cylinder is in movement : no bending of the tube
- High durability of the fitting/tube assembly

## Component Materials

Swivel Fitting

Body:
- Self-sealing fitting: nickel-plated brass
- Oscillating fitting: technical polymer

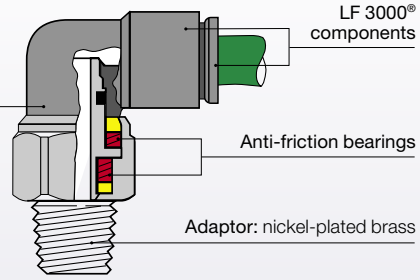


**Silicone-free**

## Regulations

- **ISO 14743**
- **PED**
- **RoHS**
- **REACH**

## Installation Configurations

### Self-Sealing Fitting

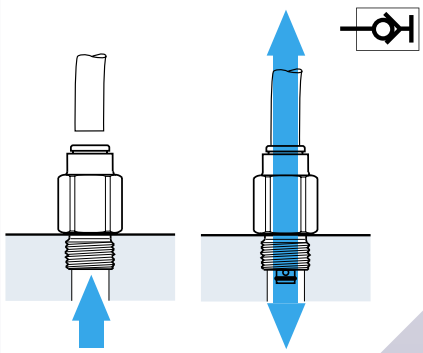

### Oscillating Fitting

| Tube O.D. (mm) | Torque (daN.m) | Max. Rotation Speed (turn/min.) |
|---|---|---|
| 4 | $<2.5.10^{-3}$ | 190 |
| 6 | $<4.10^{-3}$ | 160 |
| 8 | $<7.10^{-3}$ | 120 |
| 10 | $<11.10^{-3}$ | 90 |
| 12 | $<16.10^{-3}$ | 80 |

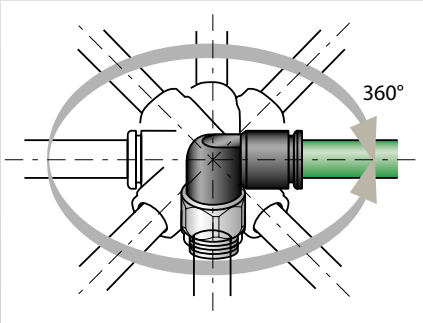


## 3391 Self-Sealing Stud Fitting, Male BSPP Thread

Nickel-plated brass, NBR

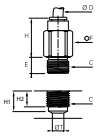

| ØD | C | | E | F | H | H1 | H2 | ØT | Kg |
|---|---|---|---|---|---|---|---|---|---|
| 4 | G1/8 | **3391 04 10** | 5 | 13 | 18 | 7.5 | 6 | 5 | 0.017 |
| 6 | G1/8 | **3391 06 10** | 5 | 14 | 19.5 | 9 | 6 | 7.5 | 0.018 |
| 8 | G1/8 | **3391 08 10** | 5 | 14 | 29.5 | 10 | 6 | 7.5 | 0.025 |
| | G1/4 | **3391 08 13** | 5.5 | 16 | 25.5 | 11 | 8 | 9 | 0.032 |
| 10 | G3/8 | **3391 10 17** | 5.5 | 20 | 27.5 | 13 | 11 | 10 | 0.055 |

Maximum working pressure: 10 bar

## 3091 Self-Sealing Stud Fitting, Male BSPT Thread

Nickel-plated brass, NBR

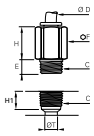

| ØD | C | | E | F | H | H1 | ØT | Kg |
|---|---|---|---|---|---|---|---|---|
| 4 | R1/8 | **3091 04 10** | 7.5 | 12 | 18 | 9.5 | 5 | 0.014 |
| 6 | R1/8 | **3091 06 10** | 7.5 | 13 | 19.5 | 9.5 | 7.5 | 0.015 |
| 8 | R1/8 | **3091 08 10** | 6.5 | 14 | 25 | 10.5 | 7.5 | 0.024 |
| | R1/4 | **3091 08 13** | 11 | 14 | 25.5 | 13.5 | 9 | 0.021 |

Maximum working pressure: 10 bar

## 3160 Self-Sealing Plug-In Fitting

Technical polymer, NBR

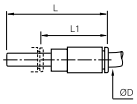


| ØD | | L | L1 | Kg |
|---|---|---|---|---|
| 4 | 3160 04 00 | 46 | 33.5 | 0.006 |
| 6 | 3160 06 00 | 53.5 | 31 | 0.009 |
| 8 | 3160 08 00 | 58 | 31 | 0.014 |

## 3159 Oscillating Elbow, Male BSPT Thread

Technical polymer, Nickel-plated brass, NBR

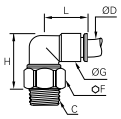


| ØD | C | | F | G | H | L | Kg |
|---|---|---|---|---|---|---|---|
| 4 | R1/8 | 3159 04 10 | 12 | 11 | 22 | 17.5 | 0.013 |
| 6 | R1/8 | 3159 06 10 | 14 | 14 | 26.5 | 20.5 | 0.020 |
| | R1/4 | 3159 06 13 | 14 | 14 | 23.5 | 20.5 | 0.022 |
| 8 | R1/8 | 3159 08 10 | 17 | 16 | 32 | 23.5 | 0.034 |
| | R1/4 | 3159 08 13 | 17 | 16 | 29 | 23.5 | 0.034 |
| | R3/8 | 3159 08 17 | 17 | 16 | 25 | 23.5 | 0.031 |
| 10 | R1/4 | 3159 10 13 | 19 | 19.5 | 37.5 | 29 | 0.051 |
| | R3/8 | 3159 10 17 | 19 | 19.5 | 33.5 | 29 | 0.046 |
| 12 | R1/4 | 3159 12 13 | 21 | 22 | 44.5 | 33.5 | 0.074 |
| | R3/8 | 3159 12 17 | 21 | 22 | 41 | 33.5 | 0.068 |

Pre-coated thread

## 3189 Oscillating Elbow, Male BSPP and Metric Thread

Technical polymer, Nickel-plated brass, NBR

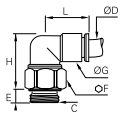


| ØD | C | | E | F | G | H | L | Kg |
|---|---|---|---|---|---|---|---|---|
| 4 | M5x0.8 | 3189 04 19 | 3 | 12 | 11 | 24.5 | 17.5 | 0.012 |
| | G1/8 | 3189 04 10 | 5 | 13 | 11 | 23 | 17.5 | 0.014 |
| 6 | M5x0.8 | 3189 06 19 | 3 | 12 | 14 | 27.5 | 20.5 | 0.017 |
| | G1/8 | 3189 06 10 | 5 | 14 | 14 | 27 | 20.5 | 0.019 |
| | G1/4 | 3189 06 13 | 5.5 | 16 | 14 | 25.5 | 20.5 | 0.023 |
| 8 | G1/8 | 3189 08 10 | 5 | 17 | 16 | 33.5 | 23.5 | 0.034 |
| | G1/4 | 3189 08 13 | 5.5 | 17 | 16 | 31 | 23.5 | 0.032 |
| | G3/8 | 3189 08 17 | 5.5 | 20 | 16 | 29.5 | 23.5 | 0.039 |
| 10 | G1/4 | 3189 10 13 | 5.5 | 19 | 19.5 | 39 | 29 | 0.053 |
| | G3/8 | 3189 10 17 | 5.5 | 20 | 19.5 | 37 | 29 | 0.051 |
| 12 | G1/4 | 3189 12 13 | 5.5 | 21 | 22 | 46.5 | 33.5 | 0.073 |
| | G3/8 | 3189 12 17 | 5.5 | 21 | 22 | 45.5 | 33.5 | 0.071 |

# LF 3000® Push-In Fittings / Maintenance Kit

The essential tool to rapidly carry out the main maintenance operations and reduce production interruptions.

## Advantages

- 2 kits available: for BSPP products and BSPT products
- A selection of 24 references covering the most-used products
- Products available in the most common diameters: 4 mm, 6 mm and 8 mm
- A kit contains more than 300 products and can be easily completed with our standard products

## Part Numbers Common to Both Kits

| ØD | Part Numbers | Qty |
|---|---|---|
| 4 | 3104 04 00 | 10 |
| 6 | 3104 06 00 | 10 |
| 8 | 3104 08 00 | 10 |

| ØD1 | ØD2 | Part Numbers | Qty |
|---|---|---|---|
| 4 | 6 | 3166 04 06 | 10 |
| 6 | 8 | 3166 06 08 | 10 |

| ØD | Part Numbers | Qty |
|---|---|---|
| 4 | 3126 04 00 | 20 |
| 6 | 3126 06 00 | 20 |
| 8 | 3126 08 00 | 20 |

| ØD | Part Numbers | Qty |
|---|---|---|
| 4 | 3106 04 00 | 10 |
| 6 | 3106 06 00 | 10 |
| 8 | 3106 08 00 | 10 |

| | | |
|---|---|---|
| 6 | 3102 06 00 | 10 |
| 8 | 3102 08 00 | 10 |

| | |
|---|---|
| 3000 71 00 | 1 |

| | |
|---|---|
| 0605 12 12 | 1 |

+

## ADDITIONAL PART NUMBERS IN BSPP KIT

| ØD | C | Part Numbers | Qty |
|---|---|---|---|
| 4 | G1/8 | 3101 04 10 | 20 |
| 6 | M5x0.8 | 3101 06 19 | 20 |
| 6 | G1/8 | 3101 06 10 | 20 |
| 6 | G1/4 | 3101 06 13 | 20 |
| 8 | G1/4 | 3101 08 13 | 20 |

| ØD | C | Part Numbers | Qty |
|---|---|---|---|
| 4 | M5x0.8 | 3199 04 19 | 10 |
| 4 | G1/8 | 3199 04 10 | 10 |
| 6 | M5x0.8 | 3199 06 19 | 10 |
| 6 | G1/8 | 3199 06 10 | 10 |
| 6 | G1/4 | 3199 06 13 | 10 |
| 8 | G1/4 | 3199 08 13 | 10 |

## ADDITIONAL PART NUMBERS IN BSPT KIT

| ØD | C | Part Numbers | Qty |
|---|---|---|---|
| 4 | R1/8 | 3175 04 10 | 20 |
| 4 | R1/4 | 3175 04 13 | 20 |
| 6 | R1/8 | 3175 06 10 | 20 |
| 6 | R1/4 | 3175 06 13 | 20 |
| 8 | R1/4 | 3175 08 13 | 20 |

| ØD | C | Part Numbers | Qty |
|---|---|---|---|
| 4 | R1/8 | 3109 04 10 | 10 |
| 6 | R1/8 | 3109 06 10 | 10 |
| 6 | R1/4 | 3109 06 13 | 10 |
| 8 | R1/8 | 3109 08 10 | 10 |
| 8 | R1/4 | 3109 08 13 | 10 |

## 3150..57 Maintenance kit, BSPP Thread

| | H | L | L1 | Kg |
|---|---|---|---|---|
| 3150 00 01 57UN | 81 | 413 | 330 | 3.221 |

## 3150..58 Maintenance kit, BSPT Thread

| | H | L | L1 | Kg |
|---|---|---|---|---|
| 3150 00 01 58UN | 81 | 413 | 330 | 3.750 |

A miniaturized and ergonomic range that maintains high mechanical characteristics.

**Ø metric:**
3 mm

## Technical Characteristics

- **Compatible Fluids:** Compressed air
- **Working Pressure:** Vacuum to 20 bar
- **Working Temperature:** -15°C to +80°C
- **Tightening Torque (daN.m):** 0.01 to 0.1

Reliable performance is dependent upon the type of fluid conveyed, component materials and tubing being used.

Use is guaranteed with a vacuum of 755 mm Hg (99% vacuum).

## Advantages

- Optimization of equipment: weight, small dimensions
- Nickel-plated brass components for better impact and corrosion resistance
- Working pressures: from vacuum to 20 bar

## Component Materials

Silicone-free

## Regulations

- **ISO 14743**
- **PED**
- **RoHS**
- **ATEX** (please consult us)
- **REACH**

## 3281 Stud Fitting, Male Metric Thread

Nickel-plated brass, NBR

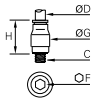


| ØD | C | | F | G | H | Kg |
|---|---|---|---|---|---|---|
| 3 | M3x0.5 | 3281 03 09 | 1.5 | 6 | 9.5 | 0.001 |
| | M5x0.8 | 3281 03 19 | 1.5 | 8 | 9.5 | 0.002 |

## 3229 Extended Stud Elbow, Male Metric Thread

Nickel-plated brass, NBR

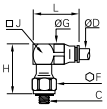


| ØD | C | | F | G | H | J | L | Kg |
|---|---|---|---|---|---|---|---|---|
| 3 | M3x0.5 | 3229 03 09 | 6 | 6 | 16 | 6 | 13.5 | 0.004 |
| | M5x0.8 | 3229 03 19 | 8 | 6 | 17 | 6 | 13.5 | 0.005 |

## 3299 Compact Stud Elbow, Male Metric Thread

Nickel-plated brass, NBR

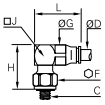


| ØD | C | | F | G | H | J | L | Kg |
|---|---|---|---|---|---|---|---|---|
| 3 | M3x0.5 | 3299 03 09 | 6 | 6 | 13.5 | 6 | 13.5 | 0.004 |
| | M5x0.8 | 3299 03 19 | 8 | 6 | 13 | 6 | 13.5 | 0.005 |

## 3298 Stud Branch Tee, Male Metric Thread

Nickel-plated brass, NBR

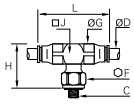


| ØD | C | | F | G | H | J | L | Kg |
|---|---|---|---|---|---|---|---|---|
| 3 | M3x0.5 | 3298 03 09 | 6 | 6 | 13.5 | 6 | 20.5 | 0.004 |
| | M5x0.8 | 3298 03 19 | 8 | 6 | 13 | 6 | 20.5 | 0.005 |

## 3293 Stud Run Tee, Male Metric Thread

Nickel-plated brass, NBR

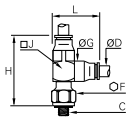


| ØD | C | | F | G | H | J | L | Kg |
|---|---|---|---|---|---|---|---|---|
| 3 | M3x0.5 | 3293 03 09 | 6 | 6 | 20 | 6 | 13.5 | 0.004 |
| | M5x0.8 | 3293 03 19 | 8 | 6 | 20 | 6 | 13.5 | 0.005 |

## 3204 Equal Tee

Nickel-plated brass, NBR

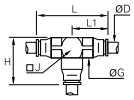


| ØD | | G | H | J | L | L1 | Kg |
|---|---|---|---|---|---|---|---|
| 3 | 3204 03 00 | 6 | 13.5 | 6 | 20.5 | 10.5 | 0.004 |

## 3218 Single Banjo, Male Metric Thread

Nickel-plated brass, NBR

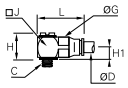


| ØD | C | | G | H | H1 | J | L | Kg |
|---|---|---|---|---|---|---|---|---|
| 3 | M3x0.5 | 3218 03 09 | 6 | 9.5 | 4 | 6 | 12.5 | 0.002 |
| | M5x0.8 | 3218 03 19 | 6 | 10.5 | 4.5 | 8 | 15 | 0.005 |

## 3266 Plug-In Reducer

Nickel-plated brass, NBR, technical polymer

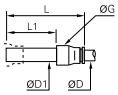


| ØD | ØD1 | | G | L | L1 | Kg |
|---|---|---|---|---|---|---|
| 3 | 4 | 3266 03 04 | 6 | 28 | 19 | 0.001 |

## 3206 Equal Tube/Tube Connector

Nickel-plated brass, NBR

| ØD | | G | L | Kg |
|---|---|---|---|---|
| 3 | 3206 03 00 | 6 | 17 | 0.002 |

## 3226 Blanking Plug

Nickel-plated brass

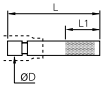


| ØD | | L | L1 | Kg |
|---|---|---|---|---|
| 3 | 3226 03 00 | 20 | 10 | 0.004 |

## 3202 Equal Elbow

Nickel-plated brass, NBR

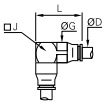


| ØD | | G | J | L | Kg |
|---|---|---|---|---|---|
| 3 | 3202 03 00 | 6 | 6 | 13.5 | 0.003 |

# Installation Configurations

The LF 3200 fitting, connected with a 3 mm polyurethane or antistatic polyurethane tube, is the perfect solution for compact installations:

- which are highly stressed
- whose reliability is critical

# LIQUIfit® Push-in Fittings / Stud Fittings

Innovative and compact connectors for the transfer of fluids and liquids.

**Ø metric:** 4 to 16 mm
**Ø inch:** 1/4" to 1/2"

## Technical Characteristics

- **Compatible Fluids:** Water, beverages, $CO_2$ (inert use)
  Chemical fluids: please consult us
- **Working Pressure:** Vacuum to 16 bar
- **Working Temperature:**
  -10°C to +95°C

| Tightening Torques (BSPT/NPTF) | Thread | 1/8" and 1/4" | 3/8" and 1/2" |
|---|---|---|---|
| | daN.m | 0.15 | 0.30 |

Reliable performance is dependent upon the type of fluid conveyed, component materials and tubing being used.

Use is guaranteed with a vacuum of 755 mm Hg (99% vacuum).

## Advantages

- Bio-sourced polymer meeting food process regulations
- Compliant with FDA, NSF, DM174, WRAS, KTW, ACS standards
- Easy-to-clean external surfaces
- Free of bisphenol and phthalates

## Component Materials

**Silicone-free**

ECO DESIGN

## Regulations

- **RoHS**
- **REACH**
- **FDA:** 21 CFR
- **NSF:** 51
- **NSF 61 - C HOT**
- **1935/2004**
- **DM 174**
- **ACS**
- **WRAS**
- **KTW**
- **W270**

## Pressure and Temperature of the Different Diameters and Related Products of the LIQUIfit® Range

| -10°C | | Pressure (bar) | |
|---|---|---|---|
| mm Ø | inch Ø | Fittings | PE Tubing |
| 4 | 5/32 | 16 | 16 |
| 6 | 1/4 | 16 | 16 |
| 8 | 5/16 | 16 | 16 |
| 10 | 3/8 | 13 | 15 |
| 12 | 1/2 | 11 | 11 |

| +1°C | | Pressure (bar) | |
|---|---|---|---|
| mm Ø | inch Ø | Fittings | PE Tubing |
| 4 | 5/32 | 16 | 16 |
| 6 | 1/4 | 16 | 16 |
| 8 | 5/16 | 16 | 16 |
| 10 | 3/8 | 13 | 15 |
| 12 | 1/2 | 11 | 11 |

| +20°C | | Pressure (bar) | |
|---|---|---|---|
| mm Ø | inch Ø | Fittings | PE Tubing |
| 4 | 5/32 | 16 | 16 |
| 6 | 1/4 | 16 | 16 |
| 8 | 5/16 | 16 | 16 |
| 10 | 3/8 | 13 | 15 |
| 12 | 1/2 | 11 | 11 |

| +40°C | | Pressure (bar) | |
|---|---|---|---|
| mm Ø | inch Ø | Fittings | PE Tubing |
| 4 | 5/32 | 16 | 16 |
| 6 | 1/4 | 16 | 16 |
| 8 | 5/16 | 16 | 16 |
| 10 | 3/8 | 13 | 15 |
| 12 | 1/2 | 11 | 11 |

| +65°C | | Pressure (bar) | |
|---|---|---|---|
| mm Ø | inch Ø | Fittings | PE Tubing |
| 4 | 5/32 | 12 | 10 |
| 6 | 1/4 | 12 | 10 |
| 8 | 5/16 | 12 | 10 |
| 10 | 3/8 | 7 | 7 |
| 12 | 1/2 | 7 | 7 |

| +95°C | | Pressure (bar) | |
|---|---|---|---|
| mm Ø | inch Ø | Fittings | PE Tubing |
| 4 | 5/32 | 12 | 4 |
| 6 | 1/4 | 12 | 4 |
| 8 | 5/16 | 12 | 4 |
| 10 | 3/8 | 4 | 4 |
| 12 | 1/2 | 4 | 4 |

## 6501 Stud Fitting, Male BSPP Thread

POM, EPDM

| ØD | C | | E | F | G | H | Kg |
|---|---|---|---|---|---|---|---|
| 6 | G1/8 | 6501 06 10WP2 | 6 | 15 | 18 | 18 | 0.003 |
| | G1/4 | 6501 06 13WP2 | 8.5 | 18 | 18 | 15.5 | 0.004 |
| 8 | G1/8 | 6501 08 10WP2 | 6 | 17 | 18 | 18.5 | 0.005 |
| | G1/4 | 6501 08 13WP2 | 8.5 | 18 | 18 | 20 | 0.006 |
| | G3/8 | 6501 08 17WP2 | 6 | 21 | 20 | 17.5 | 0.007 |
| 10 | G1/4 | 6501 10 13WP2 | 8.5 | 19 | 20 | 22 | 0.007 |
| | G3/8 | 6501 10 17WP2 | 9 | 21 | 20 | 17 | 0.007 |
| | G1/2 | 6501 10 21WP2 | 12.5 | 26 | 21.5 | 17 | 0.011 |
| 12 | G3/8 | 6501 12 17WP2 | 9 | 24 | 21.5 | 25 | 0.011 |
| | G1/2 | 6501 12 21WP2 | 12.5 | 26 | 21.5 | 20 | 0.012 |

Collet technology
NSF certified fitting only

## 6505 Stud Fitting, Male BSPT Thread

Bio-based polymer, EPDM

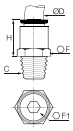


| ØD | C | | F | F1 | H | Kg |
|---|---|---|---|---|---|---|
| 4 | R1/8 | 6505 04 10WP2 | 11 | 3 | 18 | 0.003 |
| | R1/4 | 6505 04 13WP2 | 14 | 3 | 18 | 0.004 |
| 6 | R1/8 | 6505 06 10WP2 | 11 | 4 | 18 | 0.002 |
| | R1/4 | 6505 06 13WP2 | 14 | 4 | 18 | 0.004 |
| 8 | R1/8 | 6505 08 10WP2 | 17 | 6 | 20 | 0.004 |
| | R1/4 | 6505 08 13WP2 | 14 | 6 | 20 | 0.004 |
| | R3/8 | 6505 08 17WP2 | 17 | 6 | 20 | 0.005 |
| 10 | R1/4 | 6505 10 13WP2 | 17 | 7 | 21.5 | 0.005 |
| | R3/8 | 6505 10 17WP2 | 19 | 7 | 21.5 | 0.007 |
| | R1/2 | 6505 10 21WP2 | 22 | 7 | 21.5 | 0.010 |
| 12 | R3/8 | 6505 12 17WP2 | 19 | 9 | 24.5 | 0.008 |
| | R1/2 | 6505 12 21WP2 | 22 | 9 | 24.5 | 0.012 |

## 6505 Stud Fitting, Male NPTF Thread — Inch

Bio-based polymer, EPDM

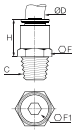


| ØD | C | | F | F1 | H | Kg |
|---|---|---|---|---|---|---|
| 1/4 | NPT1/8 | 6505 56 11WP2 | 1/2 | 5/32 | 17 | 0.002 |
| | NPT1/4 | 6505 56 14WP2 | 9/16 | 5/32 | 17 | 0.003 |
| 3/8 | NPT1/4 | 6505 60 14WP2 | 3/4 | 1/4 | 22 | 0.006 |
| | NPT3/8 | 6505 60 18WP2 | 3/4 | 1/4 | 22 | 0.007 |
| 1/2 | NPT3/8 | 6505 62 18WP2 | 15/16 | 3/8 | 28 | 0.012 |
| | NPT1/2 | 6505 62 22WP2 | 15/16 | 3/8 | 28 | 0.013 |

Thread without pre-coating

## 6505 Stud Fitting, Male BSPT Thread — Inch

Bio-based polymer, EPDM

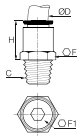


| ØD | C | | F | F1 | H | Kg |
|---|---|---|---|---|---|---|
| 1/4 | R1/8 | 6505 56 10WP2 | 11 | 5 | 17 | 0.002 |
| | R1/4 | 6505 56 13WP2 | 14 | 5 | 17 | 0.003 |
| 3/8 | R3/8 | 6505 60 17WP2 | 19 | 7 | 22 | 0.006 |
| | R1/2 | 6505 60 21WP2 | 22 | 7 | 28 | 0.012 |
| 1/2 | R1/2 | 6505 62 21WP2 | 24 | 9 | 28 | 0.017 |

5/32" (4mm) and 5/16" (8mm) are available
Thread without pre-coating

## 6315 Stud Connector, Female BSPT Thread

Bio-based polymer, EPDM

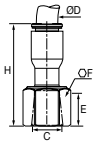


| ØD | C | | E | F | H | Kg |
|---|---|---|---|---|---|---|
| 6 | R1/8 | 6315 06 10WP2 | 11 | 13 | 32 | 0.003 |
| | R1/4 | 6315 06 13WP2 | 14 | 16 | 33 | 0.004 |
| 8 | R1/4 | 6315 08 13WP2 | 14 | 16 | 33.5 | 0.004 |
| | R3/8 | 6315 08 17WP2 | 14 | 20 | 36 | 0.009 |

WP3 = high volumes (number of parts per bag: 40, 50 or 100, depending on the diameters).

## 6315 Stud Fitting, Female NPTF Thread — Inch

Bio-based polymer, EPDM

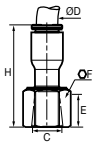


| ØD | C | | F | H | Kg |
|---|---|---|---|---|---|
| 1/4 | NPT1/4 | 6315 56 14WP2 | 11/16 | 30 | 0.003 |
| 3/8 | NPT3/8 | 6315 60 18WP2 | 13/16 | 36 | 0.007 |

## 6352 Stud Fitting Flat Type, Female BSPP Thread

Inch

Bio-based polymer, EPDM

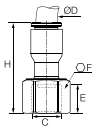


| ØD | C | | E | F | H | Kg |
|---|---|---|---|---|---|---|
| 3/8 | G3/8 | 6352 60 17WP2 | 12 | 22 | 36 | 0.008 |
| | G1/2 | 6352 60 21WP2 | 12 | 27 | 36 | 0.011 |

## 6325 Faucet Connector, Female UNS Thread

Inch

Bio-based polymer, EPDM

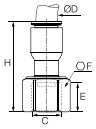


| ØD | C | | E | F | H | Kg |
|---|---|---|---|---|---|---|
| 1/4 | UNS7/16-24 | 6325 56 133WP2 | 7 | 9/16 | 31 | 0.002 |

## 6521 Stud Standpipe, Male BSPT Thread

Bio-based polymer

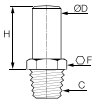


| ØD | C | | F | H | Kg |
|---|---|---|---|---|---|
| 6 | R1/8 | 6521 06 10WP2 | 13 | 19 | 0.002 |
| | R1/4 | 6521 06 13WP2 | 14 | 19 | 0.003 |
| | R3/8 | 6521 06 17WP2 | 17 | 19 | 0.004 |
| 8 | R1/8 | 6521 08 10WP2 | 19 | 23 | 0.003 |
| | R1/4 | 6521 08 13WP2 | 19 | 23 | 0.004 |
| | R3/8 | 6521 08 17WP2 | 19 | 23 | 0.004 |
| 10 | R1/4 | 6521 10 13WP2 | 19 | 25 | 0.004 |
| | R3/8 | 6521 10 17WP2 | 19 | 25 | 0.005 |
| | R1/2 | 6521 10 21WP2 | 22 | 25 | 0.008 |
| 12 | R3/8 | 6521 12 17WP2 | 22 | 28 | 0.005 |
| | R1/2 | 6521 12 21WP2 | 22 | 28 | 0.007 |

Thread without pre-coating.

### Sealing Profile for Female Thread Stud Fitting

Stud Fitting,
Female NPTF Thread
6315

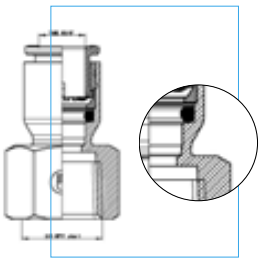

Stud Fitting Flat Type,
Female BSPP Thread,
6352

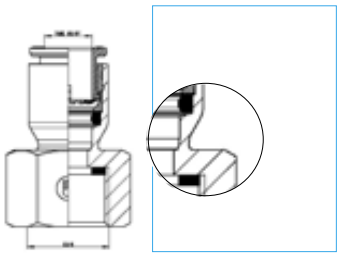

## 6521 Stud Standpipe, Male NPTF Thread

Inch

Bio-based polymer

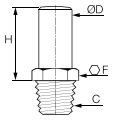


| ØD | C | | F | H | Kg |
|---|---|---|---|---|---|
| 3/8 | NPT1/4 | 6521 60 14WP2 | 3/4 | 25 | 0.004 |
| | NPT3/8 | 6521 60 18WP2 | 3/4 | 25 | 0.004 |

Thread without pre-coating.

## 6521 Stud Standpipe, Male BSPT Thread

Inch

Bio-based polymer

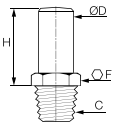


| ØD | C | | F | H | Kg |
|---|---|---|---|---|---|
| 1/4 | R1/8 | 6521 56 10WP2 | 14 | 19 | 0.002 |
| | R1/4 | 6521 56 13WP2 | 14 | 19 | 0.002 |
| | R3/8 | 6521 56 17WP2 | 17 | 19 | 0.004 |
| 3/8 | R3/8 | 6521 60 17WP2 | 19 | 25 | 0.004 |

Thread without pre-coating.
5/16" (8mm) also available.

## 6300 LIQUIfit® Cartridge

Brass, EPDM

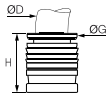


| ØD | | G | G1 | H | L | Kg |
|---|---|---|---|---|---|---|
| 4 | 6300 04 00 | 8 | 11 | 10 | 554 | 0.002 |
| 6 | 6300 06 00 | 10 | 14.5 | 11.5 | 629 | 0.002 |
| 8 | 6300 08 00 | 13 | 15 | 15 | 794 | 0.003 |
| 10 | 6300 10 00 | 15.5 | 19.5 | 17 | 930 | 0.005 |
| 12 | 6300 12 00 | 18.5 | 21 | 19.5 | 1038 | 0.010 |

50 cartridges per Carstick®
Please consult us for detailed drawings of cavity dimensions and tolerances

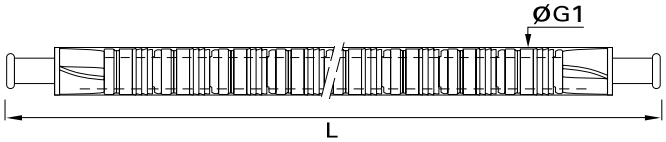


## 6300 Carstick+ Cartridge EPDM

| ØD | | G | G1 | H | L | kg |
|---|---|---|---|---|---|---|
| 4 | 6300 04 01 24 | 8.1 | 10.3 | 10.4 | 520 | 0.001 |
| 6 | 6300 06 01 24 | 9.9 | 15.3 | 11.8 | 590 | 0.002 |

## 6300 Carstick+ Cartridge FKM

| ØD | | G | G1 | H | L | kg |
|---|---|---|---|---|---|---|
| 4 | 6300 04 01 26 | 8.1 | 10.3 | 10.4 | 520 | 0.001 |
| 6 | 6300 06 01 26 | 9.9 | 15.3 | 11.8 | 590 | 0.002 |

## 6300 LIQUIfit® Cartridge — Inch

Brass, EPDM

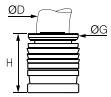


| ØD | | G | G1 | H | L | Kg |
|---|---|---|---|---|---|---|
| 1/4 | 6300 56 00 | 10.5 | 14.5 | 12.5 | 600 | 0.002 |
| 3/8 | 6300 60 00 | 15.5 | 19 | 17 | 930 | 0.005 |
| 1/2 | 6300 62 00 | 22 | 25 | 23 | 1038 | 0.011 |

50 cartridges per Carstick®
5/32" (4 mm) and 5/16" (8 mm) also available.
Please consult us for detailed drawings of cavity dimensions and tolerances

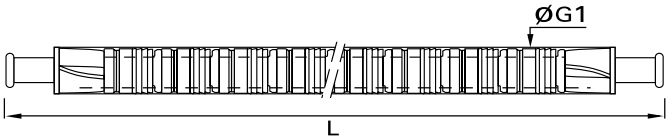


## 6579 Fixed Elbow, Male BSPT Thread

Bio-based polymer, EPDM

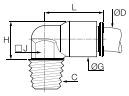


| ØD | C | | G | H | J | L | Kg |
|---|---|---|---|---|---|---|---|
| 6 | R1/8 | 6579 06 10WP2 | 11 | 14 | 10 | 19 | 0.002 |
| | R1/4 | 6579 06 13WP2 | 11 | 14 | 10 | 19 | 0.003 |
| | R3/8 | 6579 06 17WP2 | 11 | 14 | 10 | 19 | 0.004 |

Thread without pre-coating.

## 6579 Fixed Elbow, Male NPTF Thread — Inch

Bio-based polymer, EPDM

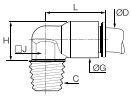


| ØD | C | | G | H | J | L | Kg |
|---|---|---|---|---|---|---|---|
| 1/4 | NPT1/8 | 6579 56 11WP2 | 11 | 22 | 38 | 18 | 0.009 |
| | NPT1/4 | 6579 56 14WP2 | 11 | 26 | 38 | 18 | 0.003 |
| 3/8 | NPT1/4 | 6579 60 14WP2 | 16 | 32 | 12 | 26 | 0.006 |

Thread without pre-coating.

## 6579 Fixed Elbow, Male BSPT Thread — Inch

Bio-based polymer, EPDM

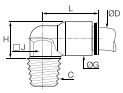


| ØD | C | | G | H | J | L | Kg |
|---|---|---|---|---|---|---|---|
| 1/4 | R1/4 | 6579 56 13WP2 | 11 | 26 | 10 | 18 | 0.003 |
| 3/8 | R3/8 | 6579 60 17WP2 | 16 | 32 | 13 | 26 | 0.006 |

Thread without pre-coating.

## 6599 Stud Elbow, Male BSPP Thread

POM, EPDM

| ØD | C | | E | F | G | H | Kg |
|---|---|---|---|---|---|---|---|
| 6 | G1/8 | 6599 06 10WP2 | 6 | 17 | 15 | 24.5 | 0.007 |
| | G1/4 | 6599 06 13WP2 | 8.5 | 18 | 15 | 33 | 0.008 |
| 8 | G1/8 | 6599 08 10WP2 | 6 | 18 | 17.5 | 26 | 0.010 |
| | G1/4 | 6599 08 13WP2 | 8.5 | 18 | 17.5 | 26 | 0.011 |
| | G3/8 | 6599 08 17WP2 | 9 | 22 | 17.5 | 26 | 0.012 |
| 10 | G1/4 | 6599 10 13WP2 | 8.5 | 22 | 20 | 29.5 | 0.015 |
| | G3/8 | 6599 10 17WP2 | 9 | 22 | 20 | 29.5 | 0.015 |
| | G1/2 | 6599 10 21WP2 | 12.5 | 26 | 20 | 29.5 | 0.019 |
| 12 | G3/8 | 6599 12 17WP2 | 9 | 26 | 23 | 34.5 | 0.023 |
| | G1/2 | 6599 12 21WP2 | 12.5 | 26 | 23 | 34.5 | 0.025 |

Collet technology
Thread without pre-coating; the body swivels for positioning purposes.
NSF certified fitting only

## 6509 Stud Elbow, Male BSPT Thread

Bio-based polymer, EPDM

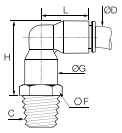


| ØD | C | | F | G | H | L | Kg |
|---|---|---|---|---|---|---|---|
| 6 | R1/8 | 6509 06 10WP2 | 13 | 10.5 | 28 | 24 | 0.037 |
| | R1/4 | 6509 06 13WP2 | 14 | 10.5 | 28 | 24 | 0.007 |
| | R3/8 | 6509 06 17WP2 | 17 | 10.5 | 28 | 24 | 0.008 |
| 8 | R1/8 | 6509 08 10WP2 | 19 | 13.5 | 34 | 29.5 | 0.010 |
| | R1/4 | 6509 08 13WP2 | 19 | 13.5 | 34 | 29.5 | 0.011 |
| | R3/8 | 6509 08 17WP2 | 19 | 13.5 | 34 | 29.5 | 0.011 |
| 10 | R1/4 | 6509 10 13WP2 | 19 | 16 | 38 | 34.5 | 0.019 |
| | R3/8 | 6509 10 17WP2 | 19 | 16 | 38 | 34.5 | 0.020 |
| | R1/2 | 6509 10 21WP2 | 22 | 16 | 38 | 34.5 | 0.023 |
| 12 | R3/8 | 6509 12 17WP2 | 22 | 19 | 44 | 40 | 0.022 |
| | R1/2 | 6509 12 21WP2 | 22 | 19 | 44 | 40 | 0.024 |

Thread without pre-coating; the body swivels for positioning purposes.

## 6509 Stud Elbow, Male NPTF Thread — Inch

Bio-based polymer, EPDM

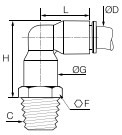


| ØD | C | | F | G | H | L | Kg |
|---|---|---|---|---|---|---|---|
| 1/4 | NPT1/8 | 6509 56 11WP2 | 1/2 | 11 | 28 | 23.5 | 0.003 |
| | NPT1/4 | 6509 56 14WP2 | 9/16 | 11 | 28 | 23.5 | 0.004 |
| | NPT3/8 | 6509 56 18WP2 | 3/4 | 11 | 28.5 | 23.5 | 0.006 |

Thread without pre-coating, the body swivels for positioning purposes.

## 6509 Stud Elbow, Male BSPT Thread

Inch

Bio-based polymer, EPDM

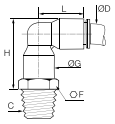


| ØD | C | | F | G | H | L | Kg |
|---|---|---|---|---|---|---|---|
| 1/2 | R1/2 | **6509 62 21WP2** | 24 | 22 | 50.5 | 46.5 | 0.027 |

5/16" (8 mm) also available.
Thread without pre-coating, the body swivels for positioning purposes.

## 6508 Branch Tee, Male BSPT Thread

Bio-based polymer, EPDM

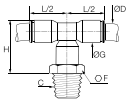


| ØD | C | | F | G | H | L/2 | Kg |
|---|---|---|---|---|---|---|---|
| 6 | R1/8 | **6508 06 10WP2** | 13 | 10.5 | 28 | 18 | 0.008 |
| | R1/4 | **6508 06 13WP2** | 14 | 10.5 | 28 | 18 | 0.009 |
| | R3/8 | **6508 06 17WP2** | 17 | 10.5 | 28 | 18 | 0.010 |
| 8 | R1/8 | **6508 08 10WP2** | 19 | 13.5 | 34 | 23 | 0.012 |
| | R1/4 | **6508 08 13WP2** | 19 | 13.5 | 34 | 23 | 0.013 |
| | R3/8 | **6508 08 17WP2** | 19 | 13.5 | 34 | 23 | 0.013 |
| 10 | R1/4 | **6508 10 13WP2** | 19 | 16 | 38 | 26.5 | 0.018 |
| | R3/8 | **6508 10 17WP2** | 19 | 16 | 38 | 26.5 | 0.019 |
| | R1/2 | **6508 10 21WP2** | 22 | 16 | 38 | 26.5 | 0.022 |
| 12 | R1/2 | **6508 12 21WP2** | 22 | 19 | 44 | 31 | 0.026 |

Thread without pre-coating, the body swivels for positioning purposes.

## 6503 Run Tee, Male BSPT Thread

Bio-based polymer, EPDM

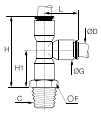


| ØD | C | | F | G | H | H1 | L | Kg |
|---|---|---|---|---|---|---|---|---|
| 6 | R1/4 | **6503 06 13WP2** | 14 | 10.5 | 40 | 22 | 18.5 | 0.009 |
| 8 | R1/8 | **6503 08 10WP2** | 19 | 13.5 | 50 | 27 | 23 | 0.012 |
| | R1/4 | **6503 08 13WP2** | 19 | 13.5 | 50 | 27 | 23 | 0.013 |
| | R3/8 | **6503 08 17WP2** | 19 | 13.5 | 50 | 27 | 23 | 0.013 |
| 12 | R3/8 | **6503 12 17WP2** | 22 | 19 | 65.5 | 34.5 | 31 | 0.024 |
| | R1/2 | **6503 12 21WP2** | 22 | 19 | 65.5 | 34.5 | 31 | 0.026 |

Thread without pre-coating, the body swivels for positioning purposes.

## 6355 Unequal Connector, Female BSPP Thread

Bio-based polymer, EPDM

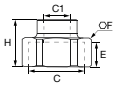


| C | C1 | | E | F | H | Kg |
|---|---|---|---|---|---|---|
| G3/4 | G1/4 | **6355 13 27WP2** | 10 | 32 | 23.5 | 0.050 |

## 6306 Equal and Unequal Tube-to-Tube Connector

Bio-based polymer, EPDM

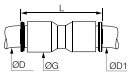


| ØD | ØD1 | | G | L | Kg |
|---|---|---|---|---|---|
| 4 | 4 | 6306 04 00WP2 | 8.5 | 26.5 | 0.002 |
| | 6 | 6306 04 06WP2 | 10.5 | 29 | 0.002 |
| | 8 | 6306 04 08WP2 | 13.5 | 37 | 0.005 |
| 6 | 6 | 6306 06 00WP2 | 10.5 | 30 | 0.004 |
| | 8 | 6306 06 08WP2 | 13.5 | 37 | 0.005 |
| | 10 | 6306 06 10WP2 | 16 | 42 | 0.007 |
| 8 | 8 | 6306 08 00WP2 | 13.5 | 37 | 0.004 |
| | 10 | 6306 08 10WP2 | 16 | 42 | 0.007 |
| | 12 | 6306 08 12WP2 | 19 | 50 | 0.012 |
| 10 | 10 | 6306 10 00WP2 | 16 | 42 | 0.009 |
| | 12 | 6306 10 12WP2 | 19 | 50 | 0.013 |
| 12 | 12 | 6306 12 00WP2 | 19 | 50.5 | 0.009 |
| 16 | 16 | 6306 16 00 | 27 | 60.5 | 0.023 |

## 6302 Equal and Unequal Union Elbow Inch

Bio-based polymer, EPDM

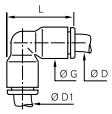


| ØD | ØD1 | | G | L | Kg |
|---|---|---|---|---|---|
| 5/16 | 3/8 | 6302 08 60WP2 | 16 | 34 | 0.009 |
| 1/4 | 1/4 | 6302 56 00WP2 | 11 | 24 | 0.005 |
| | 5/16 | 6302 56 08WP2 | 13.5 | 29.5 | 0.006 |
| | 3/8 | 6302 56 60WP2 | 16 | 34 | 0.008 |
| 3/8 | 3/8 | 6302 60 00WP2 | 16 | 34 | 0.006 |
| | 1/2 | 6302 60 62WP2 | 22 | 46.5 | 0.011 |
| 1/2 | 1/2 | 6302 62 00WP2 | 22 | 46.5 | 0.017 |

## 6306 Equal and Unequal Union Connector Inch

Bio-based polymer, EPDM

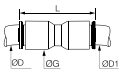


| ØD | ØD1 | | G | L | Kg |
|---|---|---|---|---|---|
| 5/16 | 3/8 | 6306 08 60WP2 | 16 | 42 | 0.008 |
| | 1/2 | 6306 08 62WP2 | 22 | 55 | 0.018 |
| 1/4 | 1/4 | 6306 56 00WP2 | 11 | 30 | 0.004 |
| | 3/8 | 6306 56 60WP2 | 16 | 41 | 0.007 |
| 3/8 | 3/8 | 6306 60 00WP2 | 16 | 42 | 0.006 |
| | 1/2 | 6306 60 62WP2 | 22 | 56 | 0.020 |
| 1/2 | 1/2 | 6306 62 00WP2 | 22 | 57 | 0.016 |

## 6304 Union Tee

Bio-based polymer, EPDM

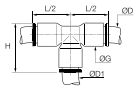


| ØD | ØD1 | | G | H | L/2 | Kg |
|---|---|---|---|---|---|---|
| 4 | 4 | 6304 04 00WP2 | 8.5 | 20 | 15.5 | 0.004 |
| 6 | 6 | 6304 06 00WP2 | 10.5 | 23 | 18 | 0.006 |
| 8 | 8 | 6304 08 00WP2 | 13.5 | 29 | 22.5 | 0.006 |
| 10 | 10 | 6304 10 00WP2 | 16 | 34.5 | 26.5 | 0.009 |
| 12 | 12 | 6304 12 00WP2 | 19 | 40 | 31 | 0.014 |
| 16 | 16 | 6304 16 00 | 27 | 53 | 39 | 0.037 |
| | 12 | 6304 16 12 | 27 | 53 | 39 | 0.063 |

## 6302 Equal and Unequal Elbow

Bio-based polymer, EPDM

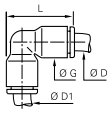


| ØD | ØD1 | | G | L | Kg |
|---|---|---|---|---|---|
| 4 | 4 | 6302 04 00WP2 | 8.5 | 19 | 0.002 |
| | 6 | 6302 04 06WP2 | 10.5 | 24 | 0.004 |
| 6 | 6 | 6302 06 00WP2 | 10.5 | 24 | 0.004 |
| | 8 | 6302 06 08WP2 | 13.5 | 29.5 | 0.006 |
| 8 | 8 | 6302 08 00WP2 | 13.5 | 29 | 0.004 |
| | 10 | 6302 08 10WP2 | 16 | 34.5 | 0.008 |
| 10 | 10 | 6302 10 00WP2 | 16 | 34.5 | 0.005 |
| | 12 | 6302 10 12WP2 | 19 | 40.5 | 0.013 |
| 12 | 12 | 6302 12 00WP2 | 19 | 40.5 | 0.010 |
| 16 | 16 | 6302 16 00 | 27 | 53 | 0.024 |

## 6304 Equal and Unequal Union Tee Inch

Bio-based polymer, EPDM

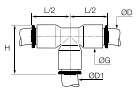


| ØD | ØD1 | | G | H | L/2 | Kg |
|---|---|---|---|---|---|---|
| 1/4 | 1/4 | 6304 56 00WP2 | 11 | 24 | 18 | 0.002 |
| 3/8 | 3/8 | 6304 60 00WP2 | 16 | 34 | 26 | 0.009 |
| | 1/4 | 6304 60 56WP2 | 16 | 34 | 26 | 0.011 |
| 1/2 | 1/2 | 6304 62 00WP2 | 22 | 47 | 36 | 0.027 |
| | 3/8 | 6304 62 60WP2 | 22 | 47 | 36 | 0.009 |

5/32" (4mm) and 5/16" (8mm) also availlable

## 6340 Equal Single Y Piece

Bio-based polymer, EPDM

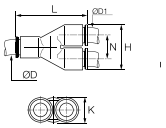


| ØD | ØD1 | | H | K | L | N | Kg |
|---|---|---|---|---|---|---|---|
| 4 | 4 | 6340 04 00WP2 | 17.5 | 8.5 | 30 | 9 | 0.004 |
| 6 | 6 | 6340 06 00WP2 | 21.5 | 10.5 | 36.5 | 11 | 0.008 |
| 8 | 8 | 6340 08 00WP2 | 28 | 13.5 | 44.5 | 14.5 | 0.007 |
| 10 | 10 | 6340 10 00WP2 | 33 | 16 | 53 | 17 | 0.010 |
| 12 | 12 | 6340 12 00WP2 | 39 | 19 | 60.5 | 20 | 0.025 |

## 6340 Equal Single Y Piece — Inch

Bio-based polymer, EPDM

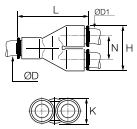


| ØD | ØD1 | | H | K | L | N | Kg |
|---|---|---|---|---|---|---|---|
| 1/4 | 1/4 | 6340 56 00WP2 | 22 | 11 | 36 | 11.5 | 0.010 |
| 3/8 | 3/8 | 6340 60 00WP2 | 33 | 16 | 53 | 17 | 0.011 |
| 1/2 | 1/2 | 6340 62 00WP2 | 45 | 22 | 67 | 23 | 0.028 |

5/32" (4 mm) and 5/16" (8 mm) also available.

## 6307 Equal Cross

Bio-based polymer, EPDM

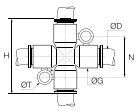


| ØD | | G | H | N | ØT | Kg |
|---|---|---|---|---|---|---|
| 6 | 6307 06 00WP2 | 11 | 36 | 20 | 4.2 | 0.005 |
| 8 | 6307 08 00WP2 | 13.5 | 45 | 22.5 | 4.2 | 0.020 |

## 6307 Equal Cross — Inch

Bio-based polymer, EPDM

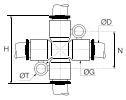


| ØD | | G | H | L | ØT | Kg |
|---|---|---|---|---|---|---|
| 1/4 | 6307 56 00WP2 | 11 | 36 | 20 | 4.2 | 0.010 |

5/16" (8 mm) also available

## 6316 Equal Bulkhead Union

Bio-based polymer, EPDM

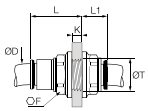


| ØD | | F | K max | L | L1 | ØT min | Kg |
|---|---|---|---|---|---|---|---|
| 4 | 6316 04 00WP2 | 13 | 5.5 | 15.5 | 10.5 | 10.5 | 0.018 |
| 6 | 6316 06 00WP2 | 15 | 8.5 | 20 | 10 | 12.5 | 0.004 |
| 8 | 6316 08 00WP2 | 18 | 14.5 | 27 | 10.5 | 15.5 | 0.007 |
| 10 | 6316 10 00WP2 | 22 | 14.5 | 30 | 13 | 18.5 | 0.012 |
| 12 | 6316 12 00WP2 | 26 | 18.5 | 35 | 15.5 | 22.5 | 0.020 |

## 6316 Bulkhead Union

Inch

Bio-based polymer, EPDM

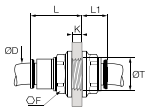


| ØD | | F | K max | L | L1 | ØT min | Kg |
|---|---|---|---|---|---|---|---|
| 1/4 | 6316 56 00WP2 | 15 | 8.5 | 20 | 10 | 12.5 | 0.004 |
| 3/8 | 6316 60 00WP2 | 22 | 14.5 | 29.5 | 12.5 | 18.5 | 0.012 |
| 1/2 | 6316 62 00WP2 | 29 | 20.5 | 40.5 | 17 | 25.5 | 0.030 |

5/32" (4mm) and 5/16" (8mm) also available

## 6976 Bulkhead Union

Stainless steel 316L, EPDM

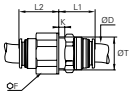


| ØD | | F | K max | L1 | L2 | ØT min | Kg |
|---|---|---|---|---|---|---|---|
| 16 | 6976 16 00 | 32 | 10.5 | 33 | 30 | 27.5 | 0.166 |

Electrical protection class IP55

## Complementary LIQUIfit® Range Products

The other LIQUIfit® range products are presented in the corresponding chapters of this catalogue:

**Technical Tubing and Hose**

**Advanced PE**

**Function Fittings**

**Non-Return Valves**

**Industrial Ball Valves**

LIQUIfit® **Ball Valves**

## 6382 Equal and Unequal Plug-In Elbow

Bio-based polymer, EPDM

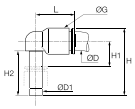


| ØD | ØD1 | | G | H | H1 | H2 | L | Kg |
|---|---|---|---|---|---|---|---|---|
| 4 | 4 | 6382 04 00WP2 | 8.5 | 23 | 6 | 15.5 | 15 | 0.003 |
| | 6 | 6382 04 06WP2 | 10.5 | 26.5 | 7 | 17 | 16.5 | 0.002 |
| 6 | 6 | 6382 06 00WP2 | 10.5 | 26.5 | 7 | 17 | 17 | 0.003 |
| | 4 | 6382 06 04WP2 | 10.5 | 25 | 7 | 15.5 | 17 | 0.001 |
| | 8 | 6382 06 08WP2 | 13.5 | 33.5 | 8 | 21.5 | 22.5 | 0.004 |
| 8 | 8 | 6382 08 00WP2 | 13.5 | 33.5 | 8 | 21.5 | 22.5 | 0.004 |
| | 10 | 6382 08 10WP2 | 16 | 39 | 9.5 | 24.5 | 26 | 0.007 |
| 10 | 10 | 6382 10 00WP2 | 16 | 39 | 9.5 | 24.5 | 26.5 | 0.004 |
| | 12 | 6382 10 12WP2 | 19 | 44.5 | 10 | 27 | 30 | 0.011 |
| 12 | 12 | 6382 12 00WP2 | 19 | 44.5 | 10 | 27 | 31 | 0.012 |

The references in diameter 4mm and 12mm are not grooved in standard version

## 6383 Plug-In Equal Run Tee

Bio-based polymer, EPDM

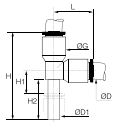


| ØD | ØD1 | | G | H | H1 | H2 | L | Kg |
|---|---|---|---|---|---|---|---|---|
| 4 | 4 | 6383 04 00WP2 | 8.5 | 33 | 6 | 15.5 | 15 | 0.002 |
| 6 | 6 | 6383 06 00WP2 | 10.5 | 38.5 | 7 | 17 | 18 | 0.002 |
| 8 | 8 | 6383 08 00WP2 | 13.5 | 49 | 8 | 21.5 | 23 | 0.005 |
| 10 | 10 | 6383 10 00WP2 | 16 | 57 | 10.5 | 25.5 | 26.5 | 0.012 |

## 6382 Equal and Unequal Plug-In Elbow — Inch

Bio-based polymer, EPDM

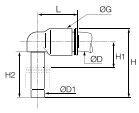


| ØD | ØD1 | | G | H | H1 | H2 | L | Kg |
|---|---|---|---|---|---|---|---|---|
| 5/16 | 3/8 | 6382 08 60WP2 | 16 | 39 | 10 | 24.5 | 26 | 0.009 |
| 1/4 | 1/4 | 6382 56 00WP2 | 11 | 30.5 | 11 | 18 | 18 | 0.002 |
| | 3/8 | 6382 56 60WP2 | 16 | 39 | 9 | 24.5 | 25.5 | 0.006 |
| 3/8 | 3/8 | 6382 60 00WP2 | 16 | 39 | 9 | 24.5 | 26.5 | 0.005 |
| 1/2 | 1/2 | 6382 62 00WP2 | 22 | 49 | 13 | 28.5 | 36 | 0.004 |

Equal plug-in elbow: 5/32" (4 mm) and 5/16" (8 mm) also available
The references in diameter 4mm and 12mm are not grooved in standard version

## 6388 Plug-In Equal Branch Tee

Bio-based polymer, EPDM

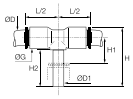


| ØD | ØD1 | | G | H | H1 | H2 | L/2 | Kg |
|---|---|---|---|---|---|---|---|---|
| 4 | 4 | 6388 04 00WP2 | 8.5 | 25 | 6 | 15.5 | 15 | 0.005 |
| 6 | 6 | 6388 06 00WP2 | 10.5 | 28.5 | 7 | 17 | 16 | 0.006 |
| 8 | 8 | 6388 08 00WP2 | 13.5 | 33.5 | 8 | 21.5 | 23 | 0.005 |
| 10 | 10 | 6388 10 00WP2 | 16 | 41 | 9.5 | 24.5 | 26.5 | 0.007 |

## 6380 Plug-In 45° Equal Elbow

Bio-based polymer, EPDM

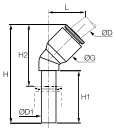


| ØD | ØD1 | | G | H | H1 | H2 | L | Kg |
|---|---|---|---|---|---|---|---|---|
| 4 | 4 | 6380 04 00WP2 | 8.5 | 33.5 | 19 | 21 | 13 | 0.001 |
| 6 | 6 | 6380 06 00WP2 | 11 | 39 | 21 | 25 | 14.5 | 0.002 |
| 8 | 8 | 6380 08 00WP2 | 13.5 | 44 | 21.5 | 25.5 | 19.5 | 0.006 |
| 10 | 10 | 6380 10 00WP2 | 16 | 53 | 27 | 32.5 | 23 | 0.004 |
| 12 | 12 | 6380 12 00WP2 | 19 | 58 | 27 | 34 | 26 | 0.012 |

## 6388 Plug-In Branch Tee — Inch

Bio-based polymer, EPDM

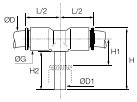


| ØD | ØD1 | | G | H | H1 | H2 | L/2 | Kg |
|---|---|---|---|---|---|---|---|---|
| 1/4 | 1/4 | 6388 56 00WP2 | 11 | 30.5 | 11 | 20 | 18 | 0.002 |
| 3/8 | 3/8 | 6388 60 00WP2 | 16 | 42 | 12 | 25 | 25 | 0.008 |

5/32" (4 mm) and 5/16" (8 mm) also available.
For rotary applications, we recommend the use of a special grooved version, available upon request.

## 6366 Plug-In Reducer

Bio-based polymer, EPDM

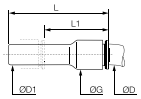


| ØD | ØD1 | | G | L | L1 | Kg |
|---|---|---|---|---|---|---|
| 4 | 6 | 6366 04 06WP2 | 8.5 | 38 | 23.5 | 0.004 |
| | 8 | 6366 04 08WP2 | 8.5 | 38 | 19 | 0.004 |
| 6 | 8 | 6366 06 08WP2 | 10.5 | 38 | 20 | 0.004 |
| | 10 | 6366 06 10WP2 | 10.5 | 39 | 17.5 | 0.002 |
| 8 | 10 | 6366 08 10WP2 | 13.5 | 48.5 | 28.5 | 0.009 |
| | 12 | 6366 08 12WP2 | 13.5 | 48.5 | 24.5 | 0.004 |
| 10 | 12 | 6366 10 12WP2 | 16 | 52 | 33.5 | 0.005 |
| | 14 | 6366 10 14WP2 | 16 | 53 | 33.5 | 0.005 |

## 6326 Blanking Plug

Bio-based polymer

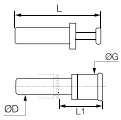


| ØD | | G | L | L1 | Kg |
|---|---|---|---|---|---|
| 4 | 6326 04 00WP2 | 6 | 30 | 15.5 | 0.002 |
| 6 | 6326 06 00WP2 | 8 | 33 | 16.5 | 0.002 |
| 8 | 6326 08 00WP2 | 10 | 35 | 17.5 | 0.002 |
| 10 | 6326 10 00WP2 | 12 | 42 | 21 | 0.003 |
| 12 | 6326 12 00WP2 | 14 | 45 | 22 | 0.004 |

## 6366 Plug-In Reducer — Inch

Bio-based polymer, EPDM

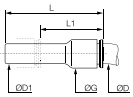


| ØD | ØD1 | | G | L | L1 | Kg |
|---|---|---|---|---|---|---|
| 1/4 | 5/16 | 6366 56 08WP2 | 11 | 41 | 22.5 | 0.015 |
| | 3/8 | 6366 56 60WP2 | 11 | 41 | 20.5 | 0.002 |
| 5/16 | 3/8 | 6366 08 60WP2 | 13.5 | 48.5 | 29 | 0.003 |
| | 1/2 | 6366 08 62WP2 | 16 | 48.5 | 22 | 0.007 |
| 3/8 | 1/2 | 6366 60 62WP2 | 16 | 51 | 30 | 0.011 |

## 6326 Blanking Plug — Inch

Bio-based polymer

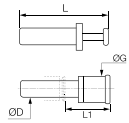


| ØD | | G | L | L1 | Kg |
|---|---|---|---|---|---|
| 1/4 | 6326 56 00WP2 | 8 | 36.5 | 22 | 0.002 |
| 3/8 | 6326 60 00WP2 | 11.6 | 42.5 | 22 | 0.002 |
| 1/2 | 6326 62 00WP2 | 14.7 | 48.5 | 21.5 | 0.004 |

5/32" (4 mm) and 5/16" (8 mm) also available

## 6368 Plug-In Increaser — Inch

Bio-based polymer, EPDM

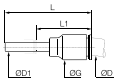


| ØD | ØD1 | | G | L | L1 | Kg |
|---|---|---|---|---|---|---|
| 3/8 | 5/16 | 6368 60 08WP2 | 16 | 44 | 25.5 | 0.004 |

## 6322 Plug-In Barb Connector

Bio-based polymer

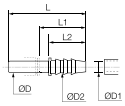


| ØD | ØD1 | ØD2 | | L | L1 | L2 | Kg |
|---|---|---|---|---|---|---|---|
| 6 | 4 | 6 | 6322 06 04WP2 | 39 | 25 | 17 | 0.004 |
| 8 | 6 | 8 | 6322 08 06WP2 | 43 | 25 | 17 | 0.005 |
| 10 | 7 | 9 | 6322 10 07WP2 | 50 | 29.5 | 22 | 0.006 |
| 12 | 12.5 | 15.5 | 6322 12 62WP2 | 56 | 32 | 27.5 | 0.004 |

## 6322 Plug-In Barb Connector — Inch

Bio-based polymer

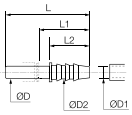


| ØD | ØD1 | ØD2 | | L | L1 | L2 | Kg |
|---|---|---|---|---|---|---|---|
| 1/4 | 0.28 | 0.32 | 6322 56 56WP2 | 39 | 24.5 | 17 | 0.001 |
| 3/8 | 0.33 | 0.38 | 6322 60 08WP2 | 50 | 29.5 | 22 | 0.002 |
| | 0.28 | 0.32 | 6322 60 56WP2 | 45 | 24.5 | 17 | 0.008 |
| | 0.40 | 0.45 | 6322 60 60WP2 | 50 | 29 | 22 | 0.002 |
| 1/2 | 0.40 | 0.45 | 6322 62 60WP2 | 58 | 37.5 | 30 | 0.005 |

## 6351 End Cap

Bio-based polymer, EPDM

| ØD | | G | H | Kg |
|---|---|---|---|---|
| 4 | 6351 04 00WP2 | 8.5 | 15 | 0.001 |
| 6 | 6351 06 00WP2 | 10.5 | 17 | 0.002 |
| 8 | 6351 08 00WP2 | 13.5 | 21.5 | 0.003 |
| 10 | 6351 10 00WP2 | 16 | 22 | 0.003 |
| 12 | 6351 12 00WP2 | 19 | 27.5 | 0.006 |

## 6351 End Cap Inch

Bio-based polymer, EPDM

| ØD | | G | H | Kg |
|---|---|---|---|---|
| 1/4 | 6351 56 00WP2 | 11 | 16 | 0.001 |
| 3/8 | 6351 60 00WP2 | 16 | 22.5 | 0.003 |

5/32" (4 mm) and 5/16" (8 mm) also available

## 6986 Blanking Plug

Stainless steel 316L

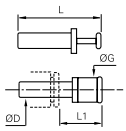


6986 16 00

Up to +150°C

Made of nickel-plated brass or stainless steel, the metal base reinforces the installation of the fitting.

**Ø metric:**
4 to 16 mm

## Technical Characteristics

- **Compatible Fluids:** Water, beverages, industrial fluids: stainless steel threads
  Industrial fluids: FDA chemical nickel-plated brass threads
- **Working Pressure:** Vacuum to 16 bar
- **Working Temperature:** -10°C to +130°C (up to 10 bar) for full metal parts
  -10°C to +95°C for polymer with metal adaptors

| Tightening Torques (BSPP) | Thread | M5 X0.8 | G1/8 | G1/4 | G3/8 | G1/2 |
|---|---|---|---|---|---|---|
| | daN.m | 0.16 | 0.8 | 1.2 | 3 | 3.5 |

Reliable performance is dependent upon the type of fluid conveyed, component materials and tubing being used.
Use is guaranteed with a vacuum of 755 mm Hg (99% vacuum).

## Component Materials




## Advantages

- Increased mechanical resistance to tightening
- Compliance with FDA and NSF standards in stainless steel version
- Chemical and mechanical resistance, at high temperature (up to 130°C)
- Bisphenol and phthalate-free

## Performance

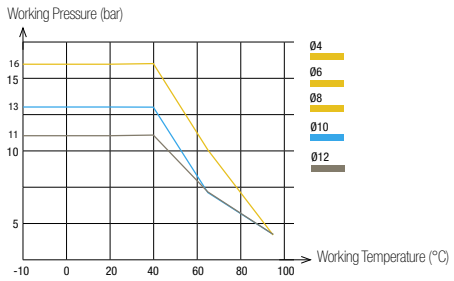


## Regulations

- **RoHS**
- **REACH**
- **FDA:** 21 CFR
- **1935/2004**
- **DM 174**
- **ACS**
- **WRAS**
- **KTW** (stainless steel only)
- **W270** (stainless steel only)

## 6911 Stud Fitting, Male BSPP and Metric Thread

**Stainless steel 316L, EPDM**

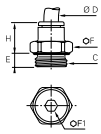


| ØD | C | | E | F | F1 | H | Kg |
|---|---|---|---|---|---|---|---|
| 4 | M5x0.8 | **6911 04 19** | 3 | 10 | 2.5 | 14 | 0.006 |
| | G1/8 | **6911 04 10** | 4.5 | 13 | 3 | 11.5 | 0.007 |
| | G1/4 | **6911 04 13** | 5.5 | 16 | 3 | 10.5 | 0.011 |
| 6 | M5x0.8 | **6911 06 19** | 3 | 11 | 2.5 | 16 | 0.005 |
| | G1/8 | **6911 06 10** | 4.5 | 13 | 4 | 13 | 0.007 |
| | G1/4 | **6911 06 13** | 5.5 | 16 | 4 | 12.5 | 0.011 |
| 8 | G1/8 | **6911 08 10** | 4.5 | 13 | 5 | 20.5 | 0.011 |
| | G1/4 | **6911 08 13** | 5.5 | 16 | 6 | 19.5 | 0.016 |
| | G3/8 | **6911 08 17** | 5.5 | 21 | 6 | 18 | 0.022 |
| 10 | G1/4 | **6911 10 13** | 5.5 | 16 | 7 | 23 | 0.018 |
| | G3/8 | **6911 10 17** | 5.5 | 21 | 8 | 19.5 | 0.021 |
| | G1/2 | **6911 10 21** | 7 | 24 | 8 | 18 | 0.033 |
| 12 | G3/8 | **6911 12 17** | 5.5 | 21 | 9 | 27 | 0.029 |
| | G1/2 | **6911 12 21** | 7 | 24 | 10 | 22.5 | 0.035 |
| 16 | G3/8 | **6911 16 17** | 7.5 | 27 | 9 | 32.5 | 0.060 |
| | G1/2 | **6911 16 21** | 9 | 27 | 12 | 32.5 | 0.063 |
| | G3/4 | **6911 16 27** | 7.5 | 32 | 12 | 32.5 | 0.096 |

## 6975 Stud Fitting, Male BSPT Thread

**Stainless steel 316L, EPDM**

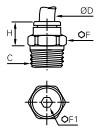


| ØD | C | | F | F1 | H | Kg |
|---|---|---|---|---|---|---|
| 4 | R1/8 | **6975 04 10** | 10 | 3 | 9.5 | 0.005 |
| | R1/4 | **6975 04 13** | 14 | 3 | 6.5 | 0.012 |
| 6 | R1/8 | **6975 06 10** | 10 | 4 | 11.5 | 0.005 |
| | R1/4 | **6975 06 13** | 14 | 4 | 8.5 | 0.011 |
| 8 | R1/8 | **6975 08 10** | 13 | 5 | 20 | 0.011 |
| | R1/4 | **6975 08 13** | 14 | 6 | 17 | 0.014 |
| | R3/8 | **6975 08 17** | 17 | 6 | 13 | 0.021 |
| 10 | R1/4 | **6975 10 13** | 16 | 7 | 20 | 0.017 |
| | R3/8 | **6975 10 17** | 17 | 8 | 16.5 | 0.019 |
| | R1/2 | **6975 10 21** | 21 | 8 | 14 | 0.037 |
| 12 | R3/8 | **6975 12 17** | 19 | 9 | 24 | 0.028 |
| | R1/2 | **6975 12 21** | 21 | 10 | 19.5 | 0.036 |

## 6959 Stud Elbow, Male BSPP and Metric Thread

Bio-based polymer, stainless steel 316L, EPDM

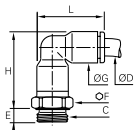


| ØD | C | | E | F | G | H | L | Kg |
|---|---|---|---|---|---|---|---|---|
| 4 | M5x0.8 | 6959 04 19 | 3.5 | 10 | 8.5 | 23 | 19 | 0.009 |
| | G1/8 | 6959 04 10 | 4.5 | 13 | 8.5 | 22.5 | 19 | 0.009 |
| | G1/4 | 6959 04 13 | 5.5 | 16 | 8.5 | 22.5 | 19 | 0.014 |
| 6 | M5x0.8 | 6959 06 19 | 3.5 | 10 | 10.5 | 26.5 | 22.5 | 0.008 |
| | G1/8 | 6959 06 10 | 4.5 | 13 | 10.5 | 26.5 | 22.5 | 0.011 |
| | G1/4 | 6959 06 13 | 5.5 | 16 | 10.5 | 26.5 | 22.5 | 0.016 |
| 8 | G1/8 | 6959 08 10 | 4.5 | 13 | 13.5 | 35 | 29.5 | 0.018 |
| | G1/4 | 6959 08 13 | 5.5 | 16 | 13.5 | 33 | 29.5 | 0.020 |
| | G3/8 | 6959 08 17 | 5.5 | 21 | 13.5 | 33 | 29.5 | 0.028 |
| 10 | G1/4 | 6959 10 13 | 5.5 | 16 | 16 | 40.5 | 34 | 0.029 |
| | G3/8 | 6959 10 17 | 5.5 | 21 | 16 | 39 | 34 | 0.037 |
| | G1/2 | 6959 10 21 | 7 | 24 | 16 | 39 | 34 | 0.042 |
| 12 | G1/4 | 6959 12 13 | 5.5 | 19 | 19 | 44 | 40 | 0.042 |
| | G3/8 | 6959 12 17 | 5.5 | 21 | 19 | 42 | 40 | 0.040 |
| | G1/2 | 6959 12 21 | 7 | 24 | 19 | 42 | 40 | 0.049 |
| 16 | G3/8 | 6959 16 17 | 7.5 | 27 | 27 | 54 | 52 | 0.088 |
| | G1/2 | 6959 16 21 | 9 | 27 | 27 | 55 | 52 | 0.084 |
| | G3/4 | 6959 16 27 | 10.5 | 32 | 27 | 55 | 52 | 0.120 |

The body swivels for positioning purposes.

## 6974 Stud Fitting, Female BSPP Thread

Stainless steel 316L, EPDM

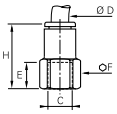


| ØD | C | | E | F | H | Kg |
|---|---|---|---|---|---|---|
| 16 | G3/8 | 6974 16 17 | 17 | 27 | 44 | 0.060 |
| | G1/2 | 6974 16 21 | 21.5 | 27 | 17 | 0.065 |
| | G3/4 | 6974 16 27 | 19 | 32 | 47 | 0.097 |

## 6958 Stud Branch Tee, Male BSPP and Metric Thread

Bio-based polymer, stainless steel 316L, EPDM

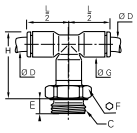


| ØD | C | | E | F | G | H | L/2 | Kg |
|---|---|---|---|---|---|---|---|---|
| 4 | G1/8 | 6958 04 10 | 5 | 13 | 8.5 | 22 | 14 | 0.009 |
| | G1/4 | 6958 04 13 | 5.5 | 16 | 8.5 | 22 | 14 | 0.014 |
| 6 | G1/8 | 6958 06 10 | 5 | 13 | 10.5 | 28.5 | 16 | 0.011 |
| | G1/4 | 6958 06 13 | 5.5 | 16 | 10.5 | 28.5 | 16 | 0.016 |
| 8 | G1/8 | 6958 08 10 | 4.5 | 13 | 13.5 | 38 | 23 | 0.019 |
| | G3/8 | 6958 08 17 | 5.5 | 21 | 13.5 | 36 | 23 | 0.030 |
| 10 | G1/4 | 6958 10 13 | 5.5 | 16 | 16 | 43 | 26.5 | 0.032 |
| | G3/8 | 6958 10 17 | 5.5 | 21 | 16 | 43 | 26.5 | 0.055 |
| | G1/2 | 6958 10 21 | 7.5 | 24 | 16 | 43 | 26.5 | 0.051 |
| 12 | G3/8 | 6958 12 17 | 5.5 | 21 | 19 | 45.5 | 31 | 0.042 |
| | G1/2 | 6958 12 21 | 7 | 24 | 19 | 45.5 | 31 | 0.049 |

The body swivels for positioning purposes.

## 6979 Stud Elbow, Male BSPT Thread

Bio-based polymer, stainless steel 316L, EPDM

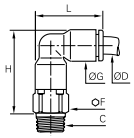


| ØD | C | | F | G | H | L | Kg |
|---|---|---|---|---|---|---|---|
| 4 | R1/8 | 6979 04 10 | 10 | 8.5 | 23 | 19 | 0.008 |
| | R1/4 | 6979 04 13 | 14 | 8.5 | 23.5 | 19 | 0.018 |
| 6 | R1/8 | 6979 06 10 | 10 | 10.5 | 27 | 22.5 | 0.010 |
| | R1/4 | 6979 06 13 | 14 | 10.5 | 27.5 | 22.5 | 0.020 |
| 8 | R1/8 | 6979 08 10 | 13 | 13.5 | 33.5 | 29.5 | 0.018 |
| | R1/4 | 6979 08 13 | 14 | 13.5 | 32.5 | 29.5 | 0.022 |
| | R3/8 | 6979 08 17 | 17 | 13.5 | 33 | 29.5 | 0.032 |
| 10 | R1/4 | 6979 10 13 | 15 | 16 | 39.5 | 34 | 0.031 |
| | R3/8 | 6979 10 17 | 17 | 16 | 39.5 | 34 | 0.041 |
| | R1/2 | 6979 10 21 | 21 | 16 | 39.5 | 34 | 0.060 |
| 12 | R3/8 | 6979 12 17 | 19 | 19 | 45.5 | 40.5 | 0.051 |
| | R1/2 | 6979 12 21 | 21 | 19 | 45.5 | 40.5 | 0.065 |

The body swivels for positioning purposes.

## 6989 Stud Elbow, Male BSPP and Metric Thread

Technical polymer, Nickel-plated brass, NBR

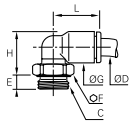


| ØD | C | | E | F | G | H | L | Kg |
|---|---|---|---|---|---|---|---|---|
| 4 | M5x0.8 | 6989 04 19 | 3.5 | 8 | 8.5 | 13.5 | 14 | 0.002 |
| | G1/8 | 6989 04 10 | 5 | 13 | 8.5 | 13 | 14 | 0.006 |
| | G1/4 | 6989 04 13 | 5.5 | 16 | 8.5 | 13 | 14 | 0.011 |
| 6 | M5x0.8 | 6989 06 19 | 3.5 | 8 | 10.5 | 15.5 | 16 | 0.003 |
| | G1/8 | 6989 06 10 | 5 | 13 | 10.5 | 15 | 16 | 0.006 |
| | G1/4 | 6989 06 13 | 5.5 | 16 | 10.5 | 15 | 16 | 0.011 |
| 8 | G1/8 | 6989 08 10 | 4.5 | 13 | 13.5 | 20.5 | 23 | 0.009 |
| | G1/4 | 6989 08 13 | 5.5 | 16 | 13.5 | 18.5 | 23 | 0.012 |
| | G3/8 | 6989 08 17 | 5.5 | 20 | 13.5 | 18.5 | 23 | 0.017 |
| 10 | G1/4 | 6989 10 13 | 5.5 | 16 | 16 | 23.5 | 26.5 | 0.014 |
| | G3/8 | 6989 10 17 | 5.5 | 20 | 16 | 22 | 26.5 | 0.017 |
| | G1/4 | 6989 12 13 | 5.5 | 16 | 19 | 26.5 | 31 | 0.016 |
| 12 | G3/8 | 6989 12 17 | 5.5 | 20 | 19 | 25 | 31 | 0.019 |
| | G1/2 | 6989 12 21 | 7 | 24 | 19 | 25 | 31 | 0.029 |

The body swivels for positioning purposes.
*Bi-material seal

## 6978 Stud Branch Tee, Male BSPT Thread

Bio-based polymer, stainless steel 316L, EPDM

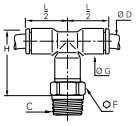


| ØD | C | | F | G | H | L/2 | Kg |
|---|---|---|---|---|---|---|---|
| 4 | R1/8 | **6978 04 10** | 10 | 8.5 | 17 | 14 | 0.009 |
| | R1/4 | **6978 04 13** | 14 | 8.5 | 17 | 14 | 0.020 |
| 6 | R1/8 | **6978 06 10** | 10 | 10.5 | 23 | 16 | 0.011 |
| | R1/4 | **6978 06 13** | 14 | 10.5 | 23 | 16 | 0.011 |
| 8 | R1/8 | **6978 08 10** | 13 | 13.5 | 30 | 23 | 0.020 |
| | R1/4 | **6978 08 13** | 14 | 13.5 | 30 | 23 | 0.025 |
| | R3/8 | **6978 08 17** | 17 | 13.5 | 30 | 23 | 0.036 |
| 10 | R1/4 | **6978 10 13** | 15 | 16 | 34.5 | 26.5 | 0.033 |
| | R3/8 | **6978 10 17** | 17 | 16 | 34.5 | 26.5 | 0.043 |
| | R1/2 | **6978 10 21** | 21 | 16 | 34.5 | 26.5 | 0.065 |
| 12 | R3/8 | **6978 12 17** | 19 | 19 | 40.5 | 31 | 0.053 |
| | R1/2 | **6978 12 21** | 21 | 19 | 40.5 | 31 | 0.061 |

## 6973 Stud Run Tee, Male BSPT Thread

Bio-based polymer, stainless steel 316L, EPDM

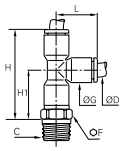


| ØD | C | | F | G | H | H1 | L | Kg |
|---|---|---|---|---|---|---|---|---|
| 4 | R1/8 | **6973 04 10** | 10 | 8.5 | 31 | 18 | 14.5 | 0.009 |
| | R1/4 | **6973 04 13** | 14 | 8.5 | 31 | 19 | 14.5 | 0.020 |
| 6 | R1/8 | **6973 06 10** | 10 | 10.5 | 38 | 22 | 17.5 | 0.011 |
| | R1/4 | **6973 06 13** | 14 | 10.5 | 39 | 23 | 17.5 | 0.011 |
| 8 | R1/8 | **6973 08 10** | 13 | 13.5 | 53 | 30 | 23 | 0.020 |
| | R1/4 | **6973 08 13** | 14 | 13.5 | 52 | 29 | 23 | 0.025 |
| | R3/8 | **6973 08 17** | 17 | 13.5 | 52 | 29 | 23 | 0.036 |
| 10 | R1/4 | **6973 10 13** | 15 | 16 | 61 | 35 | 26.5 | 0.033 |
| | R3/8 | **6973 10 17** | 17 | 16 | 61 | 35 | 26.5 | 0.043 |
| | R1/2 | **6973 10 21** | 21 | 16 | 61 | 35 | 26.5 | 0.065 |
| 12 | R3/8 | **6973 12 17** | 19 | 19 | 70 | 39 | 31 | 0.053 |
| | R1/2 | **6973 12 21** | 21 | 19 | 70 | 39 | 31 | 0.061 |

## 6953 Stud Run Tee, Male BSPP and Metric Thread

Bio-based polymer, stainless steel 316L, EPDM

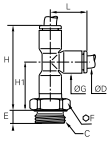


| ØD | C | | E | F | G | H | H1 | L | Kg |
|---|---|---|---|---|---|---|---|---|---|
| 4 | G1/8 | **6953 04 10** | 5 | 13 | 8.5 | 30 | 18 | 14.5 | 0.009 |
| | G1/4 | **6953 04 13** | 5.5 | 16 | 8.5 | 30 | 18 | 14.5 | 0.014 |
| 6 | G1/8 | **6953 06 10** | 5 | 13 | 10.5 | 38 | 22 | 17.5 | 0.011 |
| | G1/4 | **6953 06 13** | 5.5 | 16 | 10.5 | 38 | 22 | 17.5 | 0.016 |
| 8 | G1/4 | **6953 08 13** | 5.5 | 16 | 13.5 | 52 | 29 | 23 | 0.022 |
| | G3/8 | **6953 08 17** | 5.5 | 21 | 13.5 | 52 | 29 | 23 | 0.030 |
| 10 | G1/4 | **6953 10 13** | 5.5 | 16 | 16 | 61 | 35 | 26.5 | 0.032 |
| | G3/8 | **6953 10 17** | 5.5 | 21 | 16 | 61 | 35 | 26.5 | 0.055 |
| | G1/2 | **6953 10 21** | 7.5 | 24 | 16 | 61 | 35 | 26.5 | 0.051 |
| 12 | G3/8 | **6953 12 17** | 5.5 | 21 | 19 | 67 | 36 | 31 | 0.042 |
| | G1/2 | **6953 12 21** | 7 | 24 | 19 | 67 | 36 | 31 | 0.049 |

## Complementary Products for LIQUIfit® with Stainless Steel Adaptors

**Technical Tubing and Hose**

Advanced PE

FEP

PFA

## 6901 Stud Fitting, Male BSPP and Metric Thread

FDA chemical Nickel-plated brass, EPDM

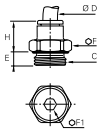


| ØD | C | | E | F | F1 | H | Kg |
|---|---|---|---|---|---|---|---|
| 4 | M5x0.8 | **6901 04 19** | 3 | 8 | 2.5 | 14 | 0.003 |
| | G1/8 | **6901 04 10** | 5.5 | 13 | 3 | 11.5 | 0.007 |
| | G1/4 | **6901 04 13** | 5.5 | 16 | 3 | 10.5 | 0.011 |
| 6 | M5x0.8 | **6901 06 19** | 3 | 11 | 2.5 | 16 | 0.005 |
| | G1/8 | **6901 06 10** | 4.5 | 13 | 4 | 13 | 0.007 |
| | G1/4 | **6901 06 13** | 5.5 | 16 | 4 | 12.5 | 0.011 |
| 8 | G1/8 | **6901 08 10** | 4.5 | 13 | 5 | 20.5 | 0.011 |
| | G1/4 | **6901 08 13** | 5.5 | 16 | 6 | 19.5 | 0.016 |
| | G3/8 | **6901 08 17** | 5.5 | 20 | 6 | 18 | 0.022 |
| 10 | G1/4 | **6901 10 13** | 5.5 | 16 | 7 | 23 | 0.018 |
| | G3/8 | **6901 10 17** | 5.5 | 20 | 8 | 19.5 | 0.021 |
| | G1/2 | **6901 10 21** | 7 | 24 | 8 | 18 | 0.033 |
| 12 | G1/2 | **6901 12 21** | 7 | 24 | 10 | 22.5 | 0.035 |

## 6999 Stud Elbow, Male BSPP and Metric Thread

Bio-based polymer, FDA chemical Nickel-plated brass, EPDM

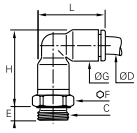


| ØD | C | | E | F | G | H | L | Kg |
|---|---|---|---|---|---|---|---|---|
| 4 | M5x0.8 | **6999 04 19** | 3.5 | 8 | 8.5 | 23 | 19 | 0.005 |
| | G1/8 | **6999 04 10** | 4.5 | 13 | 8.5 | 22.5 | 19 | 0.009 |
| 6 | M5x0.8 | **6999 06 19** | 3.5 | 10 | 10.5 | 26.5 | 22.5 | 0.008 |
| | G1/8 | **6999 06 10** | 4.5 | 13 | 10.5 | 26.5 | 22.5 | 0.011 |
| | G1/4 | **6999 06 13** | 5.5 | 16 | 10.5 | 26.5 | 22.5 | 0.016 |
| 8 | G1/8 | **6999 08 10** | 4.5 | 13 | 13.5 | 35 | 29.5 | 0.018 |
| | G1/4 | **6999 08 13** | 5.5 | 16 | 13.5 | 33 | 29.5 | 0.020 |
| | G3/8 | **6999 08 17** | 5.5 | 20 | 13.5 | 33 | 29.5 | 0.028 |
| 10 | G1/4 | **6999 10 13** | 5.5 | 16 | 16 | 40.5 | 34 | 0.029 |
| | G3/8 | **6999 10 17** | 5.5 | 20 | 16 | 39 | 34 | 0.037 |
| | G1/2 | **6999 10 21** | 7 | 24 | 16 | 39 | 34 | 0.042 |
| 12 | G3/8 | **6999 12 17** | 5.5 | 20 | 19 | 42 | 40 | 0.040 |
| | G1/2 | **6999 12 21** | 7 | 24 | 19 | 42 | 40 | 0.049 |

The body swivels for positioning purposes.

## 6905 Stud Fitting, Male BSPT Thread

FDA chemical Nickel-plated brass, EPDM

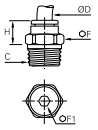


| ØD | C | | F | F1 | H | Kg |
|---|---|---|---|---|---|---|
| 4 | R1/8 | **6905 04 10** | 10 | 3 | 9.5 | 0.005 |
| | R1/4 | **6905 04 13** | 14 | 3 | 6.5 | 0.012 |
| 6 | R1/8 | **6905 06 10** | 10 | 4 | 11.5 | 0.005 |
| | R1/4 | **6905 06 13** | 14 | 4 | 8.5 | 0.011 |
| 8 | R1/8 | **6905 08 10** | 13 | 5 | 20 | 0.011 |
| | R1/4 | **6905 08 13** | 14 | 6 | 17 | 0.014 |
| | R3/8 | **6905 08 17** | 17 | 6 | 13 | 0.021 |
| 10 | R1/4 | **6905 10 13** | 16 | 7 | 20 | 0.017 |
| | R3/8 | **6905 10 17** | 17 | 8 | 16.5 | 0.019 |
| | R1/2 | **6905 10 21** | 21 | 8 | 14 | 0.037 |
| 12 | R3/8 | **6905 12 17** | 19 | 9 | 24 | 0.028 |
| | R1/2 | **6905 12 21** | 21 | 10 | 19.5 | 0.036 |

## 6909 Stud Elbow, Male BSPT Thread

Bio-based polymer, FDA chemical Nickel-plated brass, EPDM

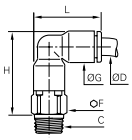


| ØD | C | | F | G | H | L | Kg |
|---|---|---|---|---|---|---|---|
| 4 | R1/8 | **6909 04 10** | 10 | 8.5 | 23 | 19 | 0.008 |
| | R1/4 | **6909 04 13** | 14 | 8.5 | 23.5 | 19 | 0.018 |
| 6 | R1/8 | **6909 06 10** | 10 | 10.5 | 27 | 22.5 | 0.010 |
| | R1/4 | **6909 06 13** | 14 | 10.5 | 27.5 | 22.5 | 0.020 |
| 8 | R1/8 | **6909 08 10** | 13 | 13.5 | 33.5 | 29.5 | 0.018 |
| | R1/4 | **6909 08 13** | 14 | 13.5 | 32.5 | 29.5 | 0.022 |
| | R3/8 | **6909 08 17** | 17 | 13.5 | 33 | 29.5 | 0.032 |
| 10 | R1/4 | **6909 10 13** | 15 | 16 | 39.5 | 34 | 0.031 |
| | R3/8 | **6909 10 17** | 17 | 16 | 39.5 | 34 | 0.041 |
| | R1/2 | **6909 10 21** | 21 | 16 | 39.5 | 34 | 0.060 |
| 12 | R3/8 | **6909 12 17** | 19 | 19 | 45.5 | 40.5 | 0.051 |
| | R1/2 | **6909 12 21** | 21 | 19 | 45.5 | 40.5 | 0.065 |

The body swivels for positioning purposes.

## 6998 Stud Branch Tee, Male BSPP and Metric Thread

Bio-based polymer, FDA chemical Nickel-plated brass, EPDM

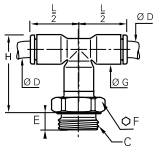


| ØD | C | | E | F | G | H | L/2 | Kg |
|---|---|---|---|---|---|---|---|---|
| 4 | M5x0.8 | **6998 04 19** | 3.5 | 8 | 8.5 | 24 | 14 | 0.006 |
| | G1/8 | **6998 04 10** | 5 | 13 | 8.5 | 22 | 14 | 0.009 |
| | G1/4 | **6998 04 13** | 5.5 | 16 | 8.5 | 22 | 14 | 0.014 |
| 6 | M5x0.8 | **6998 06 19** | 3.5 | 10 | 10.5 | 30 | 16 | 0.009 |
| | G1/4 | **6998 06 13** | 5.5 | 16 | 10.5 | 29 | 16 | 0.016 |
| 8 | G1/8 | **6998 08 10** | 4.5 | 13 | 13.5 | 38 | 23 | 0.019 |
| 10 | G1/4 | **6998 10 13** | 5.5 | 16 | 16 | 43 | 26.5 | 0.032 |
| | G3/8 | **6998 10 17** | 5.5 | 20 | 16 | 43 | 26.5 | 0.055 |
| | G1/2 | **6998 10 21** | 7.5 | 24 | 16 | 43 | 26.5 | 0.051 |
| 12 | G3/8 | **6998 12 17** | 5.5 | 20 | 19 | 45.5 | 31 | 0.042 |
| | G1/2 | **6998 12 21** | 7 | 24 | 19 | 45.5 | 31 | 0.049 |

The body swivels for positioning purposes.

## 6993 Stud Run Tee, Male BSPP and Metric Thread

Bio-based polymer, FDA chemical Nickel-plated brass, EPDM

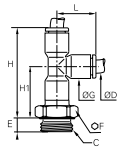


| ØD | C | | E | F | G | H | H1 | L | Kg |
|---|---|---|---|---|---|---|---|---|---|
| 4 | M5x0.8 | **6993 04 19** | 3.5 | 8 | 8.5 | 32 | 19 | 14.5 | 0.006 |
| | G1/8 | **6993 04 10** | 5 | 13 | 8.5 | 30 | 18 | 14.5 | 0.009 |
| | G1/4 | **6993 04 13** | 5.5 | 16 | 8.5 | 30 | 18 | 14.5 | 0.014 |
| 6 | M5x0.8 | **6993 06 19** | 3.5 | 10 | 10.5 | 39 | 23 | 17.5 | 0.009 |
| | G1/4 | **6993 06 13** | 5.5 | 16 | 10.5 | 38 | 22 | 17.5 | 0.016 |
| 8 | G1/8 | **6993 08 10** | 4.5 | 13 | 13.5 | 54 | 31 | 23 | 0.019 |
| | G3/8 | **6993 08 17** | 5.5 | 20 | 13.5 | 52 | 29 | 23 | 0.030 |
| 10 | G3/8 | **6993 10 17** | 5.5 | 20 | 16 | 61 | 35 | 26.5 | 0.055 |
| | G1/2 | **6993 10 21** | 7.5 | 24 | 16 | 61 | 35 | 26.5 | 0.051 |
| 12 | G3/8 | **6993 12 17** | 5.5 | 20 | 19 | 67 | 36 | 31 | 0.042 |
| | G1/2 | **6993 12 21** | 7 | 24 | 19 | 67 | 36 | 31 | 0.049 |

The body swivels for positioning purposes.

## 6908 Stud Branch Tee, Male BSPT Thread

Bio-based polymer, FDA chemical Nickel-plated brass, EPDM

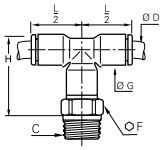


| ØD | C | | F | G | H | L/2 | Kg |
|---|---|---|---|---|---|---|---|
| 4 | R1/8 | **6908 04 10** | 10 | 8.5 | 17 | 14 | 0.009 |
| | R1/4 | **6908 04 13** | 14 | 8.5 | 17 | 14 | 0.020 |
| 6 | R1/4 | **6908 06 13** | 14 | 10.5 | 23 | 16 | 0.011 |
| 8 | R1/8 | **6908 08 10** | 13 | 13.5 | 30 | 23 | 0.020 |
| | R1/4 | **6908 08 13** | 14 | 13.5 | 30 | 23 | 0.025 |
| | R3/8 | **6908 08 17** | 17 | 13.5 | 30 | 23 | 0.036 |
| 10 | R1/4 | **6908 10 13** | 15 | 16 | 34.5 | 26.5 | 0.033 |
| | R3/8 | **6908 10 17** | 17 | 16 | 34.5 | 26.5 | 0.043 |
| | R1/2 | **6908 10 21** | 21 | 16 | 34.5 | 26.5 | 0.065 |
| 12 | R3/8 | **6908 12 17** | 19 | 19 | 40.5 | 31 | 0.053 |
| | R1/2 | **6908 12 21** | 21 | 19 | 40.5 | 31 | 0.061 |

The body swivels for positioning purposes.

## 6903 Stud Run Tee, Male BSPT Thread

Bio-based polymer, FDA chemical Nickel-plated brass, EPDM

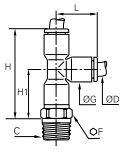


| ØD | C | | F | G | H | H1 | L | Kg |
|---|---|---|---|---|---|---|---|---|
| 4 | R1/8 | **6903 04 10** | 10 | 8.5 | 31 | 18 | 14.5 | 0.009 |
| | R1/4 | **6903 04 13** | 14 | 8.5 | 31 | 19 | 14.5 | 0.020 |
| 6 | R1/4 | **6903 06 13** | 14 | 10.5 | 39 | 23 | 17.5 | 0.011 |
| 8 | R1/8 | **6903 08 10** | 13 | 13.5 | 53 | 30 | 23 | 0.020 |
| | R1/4 | **6903 08 13** | 14 | 13.5 | 52 | 29 | 23 | 0.025 |
| | R3/8 | **6903 08 17** | 17 | 13.5 | 52 | 29 | 23 | 0.036 |
| 10 | R1/4 | **6903 10 13** | 15 | 16 | 61 | 35 | 26.5 | 0.033 |
| | R3/8 | **6903 10 17** | 17 | 16 | 61 | 35 | 26.5 | 0.043 |
| | R1/2 | **6903 10 21** | 21 | 16 | 61 | 35 | 26.5 | 0.065 |
| 12 | R3/8 | **6903 12 17** | 19 | 19 | 70 | 39 | 31 | 0.053 |
| | R1/2 | **6903 12 21** | 21 | 19 | 70 | 39 | 31 | 0.061 |

The body swivels for positioning purposes.

# LF 3600 Push-In Fittings / Stud Fittings

Made of chemical nickel-plated brass, this range of metal fittings is resistant to industrial and food fluids.

**Ø metric:**
4 to 14 mm

## Technical Characteristics

- **Suitable Fluids:** compressed air, grease, lubricant, water…
- **Working Pressure:** vacuum to 30 bar (20 bar: 3699, 3609, 3639)
- **Working Temperature:** -25°C to +150°C

| Maximum Tightening Torque (daN.m) | Threads | | | | | | | |
|---|---|---|---|---|---|---|---|---|
| | M5 x0.8 | M6 x1 | M8 x1 | M10 x1 | G1/8 | G1/4 | G3/8 | G1/2 |
| | 0.16 | 0.18 | 0.6 | 0.8 | 0.8 | 1.2 | 3 | 3.5 |

Reliable performance is dependent upon the type of fluid conveyed, component materials and tubing being used.

Use is guaranteed with a vacuum of 755 mm Hg (99% vacuum).

## Component Materials

**Silicone-free**

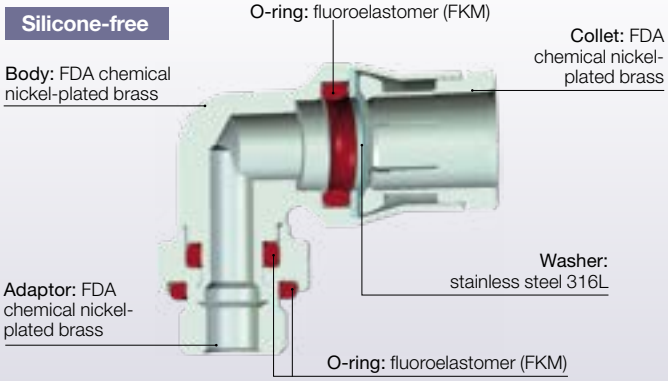


## Advantages

- Wide range of working temperatures: up to +150°C
- Wide range of working pressures: from vacuum up to 30 bar
- Materials conform to FDA standards
- Extended chemical compatibility

## Regulations

- **PED**
- **RoHS**
- **REACH**

## 3675 Stud Fitting, Male BSPT Thread

FDA chemical Nickel-plated brass, FKM

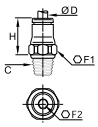


| ØD | C | | F1 | F2 | H | Kg |
|---|---|---|---|---|---|---|
| 4 | R1/8 | **3675 04 10** | 10 | 3 | 15 | 0.009 |
| | R1/4 | **3675 04 13** | 14 | 3 | 15 | 0.017 |
| 6 | R1/8 | **3675 06 10** | 13 | 4 | 17 | 0.011 |
| | R1/4 | **3675 06 13** | 14 | 4 | 17 | 0.018 |
| 8 | R1/8 | **3675 08 10** | 15 | 5 | 19 | 0.015 |
| | R1/4 | **3675 08 13** | 16 | 6 | 18 | 0.019 |
| | R3/8 | **3675 08 17** | 17 | 6 | 18.5 | 0.027 |
| 10 | R1/4 | **3675 10 13** | 18 | 7 | 23 | 0.026 |
| | R3/8 | **3675 10 17** | 18 | 8 | 22.5 | 0.031 |
| | R1/2 | **3675 10 21** | 22 | 8 | 22.5 | 0.056 |
| 12 | R1/4 | **3675 12 13** | 20 | 7 | 25.5 | 0.033 |
| | R3/8 | **3675 12 17** | 20 | 9 | 24 | 0.035 |
| | R1/2 | **3675 12 21** | 22 | 10 | 23 | 0.051 |
| 14 | R3/8 | **3675 14 17** | 22 | 9 | 27 | 0.042 |
| | R1/2 | **3675 14 21** | 24 | 11 | 26 | 0.057 |

## 3601 Stud Fitting, Male BSPP and Metric Thread

FDA chemical Nickel-plated brass, FKM

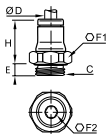


| ØD | C | | E | F1 | F2 | H | Kg |
|---|---|---|---|---|---|---|---|
| 4 | M5x0,8 | **3601 04 19** | 3,5 | 10 | 2,5 | 15,5 | 0,006 |
| | M6x1 | **3601 04 52** | 4,5 | 10 | 3 | 16 | 0,006 |
| | M8x1 | **3601 04 56** | 5 | 11 | 3 | 14,5 | 0,007 |
| | G1/8 | **3601 04 10** | 4,5 | 13 | 3 | 14,5 | 0,009 |
| | G1/4 | **3601 04 13** | 5,5 | 16 | 3 | 14,5 | 0,015 |
| 6 | M5x0,8 | **3601 06 19** | 3,5 | 13 | 2,5 | 19 | 0,010 |
| | M10x1 | **3601 06 60** | 5,5 | 13 | 4 | 17,5 | 0,011 |
| | G1/8 | **3601 06 10** | 4,5 | 13 | 4 | 17,5 | 0,011 |
| | G1/4 | **3601 06 13** | 5,5 | 16 | 4 | 17 | 0,015 |
| 8 | G1/8 | **3601 08 10** | 4,5 | 16 | 5 | 21 | 0,014 |
| | G1/4 | **3601 08 13** | 5,5 | 16 | 6 | 18 | 0,016 |
| | G3/8 | **3601 08 17** | 5,5 | 20 | 6 | 19 | 0,028 |
| 10 | G1/4 | **3601 10 13** | 5,5 | 18 | 7 | 25 | 0,025 |
| | G3/8 | **3601 10 17** | 5,5 | 20 | 8 | 22,5 | 0,028 |
| | G1/2 | **3601 10 21** | 7 | 24 | 8 | 22,5 | 0,043 |
| 12 | G1/4 | **3601 12 13** | 5,5 | 20 | 7 | 26,5 | 0,030 |
| | G3/8 | **3601 12 17** | 5,5 | 20 | 9 | 26 | 0,034 |
| | G1/2 | **3601 12 21** | 7 | 24 | 10 | 23,5 | 0,042 |
| 14 | G3/8 | **3601 14 17** | 5,5 | 22 | 9 | 28 | 0,038 |
| | G1/2 | **3601 14 21** | 7 | 24 | 11 | 26,5 | 0,045 |

## 3681 Stud Fitting with Internal Hexagon, Male Metric Thread

FDA chemical Nickel-plated brass, FKM

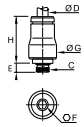


| ØD | C | | E | F | G | H | Kg |
|---|---|---|---|---|---|---|---|
| 4 | M5x0.8 | 3681 04 19 | 3.5 | 2.5 | 10 | 16 | 0.005 |

## 3614 Stud Fitting, Female BSPP and Metric Thread

FDA chemical Nickel-plated brass, FKM

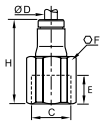


| ØD | C | | E | F | H | Kg |
|---|---|---|---|---|---|---|
| 4 | M5x0.8 | 3614 04 19 | 5 | 10 | 22 | 0.009 |
| | G1/8 | 3614 04 10 | 7.5 | 14 | 25 | 0.016 |
| | G1/4 | 3614 04 13 | 11 | 17 | 29 | 0.026 |
| 6 | G1/8 | 3614 06 10 | 7.5 | 14 | 27.5 | 0.019 |
| | G1/4 | 3614 06 13 | 11 | 17 | 31.5 | 0.028 |
| 8 | G1/8 | 3614 08 10 | 9.5 | 15 | 28.5 | 0.022 |
| | G1/4 | 3614 08 13 | 13.5 | 17 | 32.5 | 0.028 |
| 10 | G3/8 | 3614 10 17 | 14 | 22 | 38 | 0.052 |
| 12 | G3/8 | 3614 12 17 | 14 | 22 | 39 | 0.055 |
| | G1/2 | 3614 12 21 | 18.5 | 24 | 43.5 | 0.062 |

## 3621 Stud Standpipe, Male BSPT Thread

FDA chemical Nickel-plated brass

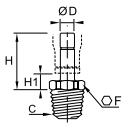


| ØD | C | | F | H | H1 | Kg |
|---|---|---|---|---|---|---|
| 4 | R1/8 | 3621 04 10 | 10 | 21 | 7 | 0.006 |
| 6 | R1/8 | 3621 06 10 | 10 | 23.5 | 6.5 | 0.008 |
| | R1/4 | 3621 06 13 | 14 | 23.5 | 6.5 | 0.016 |
| 8 | R1/8 | 3621 08 10 | 10 | 24 | 6.5 | 0.009 |
| | R1/4 | 3621 08 13 | 14 | 24 | 6.5 | 0.017 |
| 10 | R1/4 | 3621 10 13 | 14 | 22 | 6.5 | 0.018 |
| | R3/8 | 3621 10 17 | 17 | 30 | 7.5 | 0.022 |
| 12 | R3/8 | 3621 12 17 | 17 | 31 | 7.5 | 0.023 |
| | R1/2 | 3621 12 21 | 22 | 31 | 7.5 | 0.041 |
| 14 | R1/2 | 3621 14 21 | 22 | 33 | 8 | 0.042 |

## 3631 Stud Standpipe, Male BSPP and Metric Thread

FDA chemical Nickel-plated brass, FKM

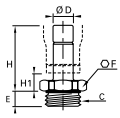


| ØD | C | | E | F | H | H1 | Kg |
|---|---|---|---|---|---|---|---|
| 4 | M5x0,8 | 3631 04 19 | 3,5 | 13 | 21,5 | 7 | 0,003 |
| | G1/8 | 3631 04 10 | 4,5 | 13 | 20 | 7 | 0,007 |
| | G1/4 | 3631 04 13 | 5,5 | 8 | 20 | 7,5 | 0,011 |
| 6 | G1/8 | 3631 06 10 | 4,5 | 13 | 22,5 | 6,5 | 0,009 |
| | G1/4 | 3631 06 13 | 5,5 | 16 | 22,5 | 6,5 | 0,012 |
| 8 | G1/8 | 3631 08 10 | 4,5 | 13 | 22,5 | 6,5 | 0,010 |
| | G1/4 | 3631 08 13 | 5,5 | 16 | 23 | 6,5 | 0,013 |
| | G3/8 | 3631 08 17 | 5,5 | 20 | 23 | 7,5 | 0,018 |
| 10 | G1/4 | 3631 10 13 | 5,5 | 16 | 28 | 6,5 | 0,015 |
| | G3/8 | 3631 10 17 | 5,5 | 20 | 28 | 7,5 | 0,022 |
| | G1/2 | 3631 10 21 | 7 | 24 | 28 | 7,5 | 0,028 |
| 12 | G3/8 | 3631 12 17 | 5,5 | 20 | 29 | 7,5 | 0,023 |
| | G1/2 | 3631 12 21 | 7 | 24 | 29 | 7,5 | 0,033 |
| 14 | G1/2 | 3631 14 21 | 7 | 24 | 31 | 8 | 0,033 |

## 3600 Cartridge

FDA chemical Nickel-plated brass, FKM

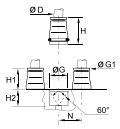


| ØD | | G | G1 | H | H1 | H2 | N | Kg |
|---|---|---|---|---|---|---|---|---|
| 4 | 3600 04 00 | 9.8 | 8 | 17 | 8.5 | 8.5 | 11 | 0.006 |
| 6 | 3600 06 00 | 12.1 | 10 | 19 | 10.5 | 8.5 | 13.5 | 0.009 |
| 8 | 3600 08 00 | 14.8 | 13 | 21 | 12.5 | 8.5 | 16 | 0.012 |
| 10 | 3600 10 00 | 17.5 | 15 | 24.5 | 14 | 10.5 | 20 | 0.019 |
| 12 | 3600 12 00 | 20 | 17 | 25 | 14.5 | 10.5 | 22.5 | 0.023 |
| 14 | 3600 14 00 | 22 | 20 | 28.5 | 16.5 | 12 | 25 | 0.031 |

Cavity dimension available upon request

## 3609 Stud Elbow, Male BSPT Thread

FDA chemical Nickel-plated brass, FKM

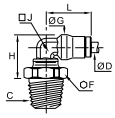


| ØD | C | | F | G | H | J | L | Kg |
|---|---|---|---|---|---|---|---|---|
| 4 | R1/8 | 3609 04 10 | 13 | 10 | 15 | 7 | 18 | 0.014 |
| | R1/4 | 3609 04 13 | 14 | 10 | 17 | 7 | 18 | 0.020 |
| 6 | R1/8 | 3609 06 10 | 13 | 12 | 17.5 | 8 | 21.5 | 0.018 |
| | R1/4 | 3609 06 13 | 14 | 12 | 19 | 8 | 21.5 | 0.025 |
| 8 | R1/8 | 3609 08 10 | 13 | 15 | 19.5 | 10 | 23.5 | 0.022 |
| | R1/4 | 3609 08 13 | 14 | 15 | 21 | 10 | 23.5 | 0.029 |
| | R3/8 | 3609 08 17 | 17 | 15 | 21 | 10 | 23.5 | 0.035 |
| 10 | R1/4 | 3609 10 13 | 15 | 17.5 | 23.5 | 12 | 29 | 0.037 |
| | R3/8 | 3609 10 17 | 17 | 17.5 | 25.5 | 12 | 29 | 0.043 |
| 12 | R1/4 | 3609 12 13 | 15 | 19.5 | 26 | 15 | 31 | 0.049 |
| | R3/8 | 3609 12 17 | 17 | 19.5 | 28.5 | 15 | 31 | 0.055 |
| | R1/2 | 3609 12 21 | 21 | 19.5 | 28.5 | 15 | 31 | 0.072 |
| 14 | R3/8 | 3609 14 17 | 19 | 21.5 | 29 | 16 | 34 | 0.063 |
| | R1/2 | 3609 14 21 | 22 | 21.5 | 30 | 16 | 34 | 0.072 |

The body swivels for positioning purposes. Maxi pressure = 20 bar

## 3629 Extended Stud Elbow, Male BSPT Thread

FDA chemical Nickel-plated brass, FKM

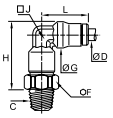


| ØD | C | | F | G | H | J | L | Kg |
|---|---|---|---|---|---|---|---|---|
| 4 | R1/8 | **3629 04 10** | 10 | 10 | 24.5 | 7 | 18 | 0.025 |
| 6 | R1/8 | **3629 06 10** | 13 | 12 | 29.5 | 8 | 21.5 | 0.024 |
| | R1/4 | **3629 06 13** | 14 | 12 | 30.5 | 8 | 21.5 | 0.031 |
| 8 | R1/8 | **3629 08 10** | 14 | 15 | 32.5 | 10 | 23.5 | 0.031 |
| | R1/4 | **3629 08 13** | 14 | 15 | 34 | 10 | 23.5 | 0.037 |
| 10 | R1/4 | **3629 10 13** | 18 | 17.5 | 39 | 12 | 29 | 0.054 |

The body swivels for positioning purposes.

## 3669 Extended Stud Elbow, Male BSPP and Metric Thread

FDA chemical Nickel-plated brass, FKM

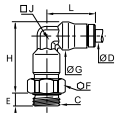


| ØD | C | | E | F | G | H | J | L | Kg |
|---|---|---|---|---|---|---|---|---|---|
| 4 | M5x0,8 | **3669 04 19** | 3,5 | 10 | 10 | 27,5 | 7 | 18 | 0,014 |
| | G1/8 | **3669 04 10** | 4,5 | 13 | 10 | 25,5 | 7 | 18 | 0,017 |
| 6 | G1/8 | **3669 06 10** | 4,5 | 13 | 12 | 31 | 8 | 21,5 | 0,024 |
| | G1/4 | **3669 06 13** | 5,5 | 16 | 12 | 30,5 | 8 | 21,5 | 0,028 |
| 8 | G1/8 | **3669 08 10** | 4,5 | 14 | 15 | 33,5 | 10 | 23,5 | 0,031 |
| | G1/4 | **3669 08 13** | 5,5 | 16 | 15 | 34 | 10 | 23,5 | 0,035 |
| 10 | G1/4 | **3669 10 13** | 5,5 | 18 | 17,5 | 42 | 12 | 29 | 0,052 |
| | G3/8 | **3669 10 17** | 5,5 | 20 | 17,5 | 41 | 12 | 29 | 0,056 |
| 12 | G1/4 | **3669 12 13** | 5,5 | 20 | 19,5 | 47 | 15 | 31 | 0,070 |
| | G3/8 | **3669 12 17** | 5,5 | 20 | 19,5 | 46 | 15 | 31 | 0,341 |
| 14 | G1/2 | **3669 14 21** | 7 | 24 | 21,5 | 49 | 16 | 34 | 0,094 |

The body swivels for positioning purposes.

## 3699 Compact Elbow, Male BSPP and Metric Thread

FDA chemical Nickel-plated brass, FKM

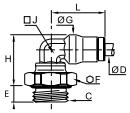


| ØD | C | | E | F | G | H | J | L | Kg |
|---|---|---|---|---|---|---|---|---|---|
| 4 | M5x0,8 | **3699 04 19** | 3,5 | 10 | 10 | 18 | 7 | 18 | 0,011 |
| | M6x1 | **3699 04 52** | 4,5 | 10 | 10 | 18 | 7 | 18 | 0,011 |
| | M8x1 | **3699 04 56** | 5 | 11 | 10 | 18 | 7 | 18 | 0,013 |
| | G1/8 | **3699 04 10** | 4,5 | 13 | 10 | 17 | 7 | 18 | 0,014 |
| | G1/4 | **3699 04 13** | 5,5 | 16 | 10 | 17,5 | 7 | 18 | 0,019 |
| 6 | M10x1 | **3699 06 60** | 5,5 | 13 | 12 | 19 | 8 | 21,5 | 0,017 |
| | G1/8 | **3699 06 10** | 4,5 | 13 | 12 | 19 | 8 | 21,5 | 0,018 |
| | G1/4 | **3699 06 13** | 5,5 | 16 | 12 | 19,5 | 8 | 21,5 | 0,022 |
| 8 | G1/8 | **3699 08 10** | 4,5 | 13 | 15 | 20,5 | 10 | 23,5 | 0,021 |
| | G1/4 | **3699 08 13** | 5,5 | 16 | 15 | 21,5 | 10 | 23,5 | 0,027 |
| | G3/8 | **3699 08 17** | 5,5 | 20 | 15 | 21,5 | 10 | 23,5 | 0,033 |
| 10 | G1/4 | **3699 10 13** | 5,5 | 16 | 17,5 | 27 | 12 | 29 | 0,037 |
| | G3/8 | **3699 10 17** | 5,5 | 20 | 17,5 | 25,5 | 12 | 29 | 0,043 |
| 12 | G1/4 | **3699 12 13** | 5,5 | 16 | 19,5 | 29,5 | 15 | 31 | 0,050 |
| | G3/8 | **3699 12 17** | 5,5 | 20 | 19,5 | 28,5 | 15 | 31 | 0,057 |
| | G1/2 | **3699 12 21** | 7 | 24 | 19,5 | 28,5 | 15 | 31 | 0,065 |
| 14 | G3/8 | **3699 14 17** | 5,5 | 20 | 21,5 | 29 | 16 | 34 | 0,059 |
| | G1/2 | **3699 14 21** | 7 | 24 | 21,5 | 29,5 | 16 | 34 | 0,062 |

The body swivels for positioning purposes. Maxi pressure = 20 bar

## 3608 Stud Branch Tee, Male BSPT Thread

FDA chemical Nickel-plated brass, FKM

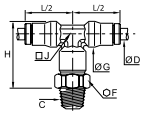


| ØD | C | | F | G | H | J | L/2 | Kg |
|---|---|---|---|---|---|---|---|---|
| 4 | R1/8 | **3608 04 10** | 10 | 10 | 24.5 | 7 | 18 | 0.020 |
| 6 | R1/8 | **3608 06 10** | 13 | 12 | 29.5 | 8 | 21.5 | 0.031 |
| | R1/4 | **3608 06 13** | 14 | 12 | 30.5 | 8 | 21.5 | 0.038 |
| 8 | R1/8 | **3608 08 10** | 14 | 15 | 32.5 | 10 | 23.5 | 0.040 |
| | R1/4 | **3608 08 13** | 14 | 15 | 34 | 10 | 23.5 | 0.047 |
| 10 | R1/4 | **3608 10 13** | 18 | 17.5 | 39 | 12 | 29 | 0.067 |
| | R3/8 | **3608 10 17** | 18 | 17.5 | 41 | 12 | 29 | 0.070 |
| 12 | R3/8 | **3608 12 17** | 20 | 19.5 | 46.5 | 15 | 31 | 0.094 |
| 14 | R1/2 | **3608 14 21** | 22 | 21.5 | 50.5 | 16 | 34 | 0.125 |

The body swivels for positioning purposes.

## 3603 Stud Run Tee, Male BSPT Thread

FDA chemical Nickel-plated brass, FKM

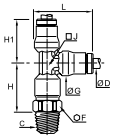


| ØD | C | | F | G | H | H1 | J | L | Kg |
|---|---|---|---|---|---|---|---|---|---|
| 4 | R1/8 | **3603 04 10** | 10 | 10 | 19.5 | 18 | 7 | 23 | 0.018 |
| 6 | R1/8 | **3603 06 10** | 13 | 12 | 23.5 | 21.5 | 8 | 28 | 0.031 |
| | R1/4 | **3603 06 13** | 14 | 12 | 24.5 | 21.5 | 8 | 28 | 0.037 |
| 8 | R1/8 | **3603 08 10** | 14 | 15 | 25 | 23.5 | 10 | 31 | 0.041 |
| | R1/4 | **3603 08 13** | 14 | 15 | 26.5 | 23.5 | 10 | 31 | 0.044 |
| 10 | R1/4 | **3603 10 13** | 18 | 17.5 | 30.5 | 29 | 12 | 37.5 | 0.067 |
| | R3/8 | **3603 10 17** | 18 | 17.5 | 32.5 | 29 | 12 | 37.5 | 0.069 |
| 12 | R3/8 | **3603 12 17** | 20 | 19.5 | 36.5 | 31 | 15 | 40.5 | 0.103 |
| 14 | R1/2 | **3603 14 21** | 22 | 21.5 | 40 | 34 | 16 | 45 | 0.147 |

The body swivels for positioning purposes.

## 3698 Stud Branch Tee, Male BSPP and Metric Thread

FDA chemical Nickel-plated brass, FKM

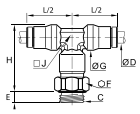


| ØD | C | | E | F | G | H | J | L/2 | Kg |
|---|---|---|---|---|---|---|---|---|---|
| 4 | M5x0,8 | **3698 04 19** | 3,5 | 10 | 10 | 27,5 | 7 | 18 | 0,018 |
| | G1/8 | **3698 04 10** | 4,5 | 13 | 10 | 25,5 | 7 | 18 | 0,021 |
| 6 | G1/8 | **3698 06 10** | 4,5 | 13 | 12 | 31 | 8 | 21,5 | 0,031 |
| | G1/4 | **3698 06 13** | 5,5 | 16 | 12 | 30,5 | 8 | 21,5 | 0,035 |
| 8 | G1/8 | **3698 08 10** | 4,5 | 14 | 15 | 33,5 | 10 | 23,5 | 0,041 |
| | G1/4 | **3698 08 13** | 5,5 | 16 | 15 | 34 | 10 | 23,5 | 0,045 |
| 10 | G1/4 | **3698 10 13** | 5,5 | 18 | 17,5 | 42 | 12 | 29 | 0,066 |
| 12 | G3/8 | **3698 12 17** | 5,5 | 20 | 19,5 | 46 | 15 | 31 | 0,088 |
| 14 | G1/2 | **3698 14 21** | 7 | 24 | 21,5 | 49 | 16 | 34 | 0,119 |

The body swivels for positioning purposes.

## 3693 Stud Run Tee, Male BSPP and Metric Thread

FDA chemical Nickel-plated brass, FKM

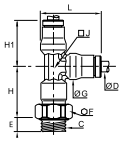


| ØD | C | | E | F | G | H | H1 | J | L | Kg |
|---|---|---|---|---|---|---|---|---|---|---|
| 4 | M5x0,8 | **3693 04 19** | 3,5 | 10 | 10 | 22,5 | 18 | 7 | 23 | 0,019 |
| | G1/8 | **3693 04 10** | 4,5 | 13 | 10 | 20,5 | 18 | 7 | 23 | 0,021 |
| 6 | G1/8 | **3693 06 10** | 4,5 | 13 | 12 | 25 | 21,5 | 8 | 28 | 0,031 |
| | G1/4 | **3693 06 13** | 5,5 | 16 | 12 | 24,5 | 21,5 | 8 | 28 | 0,035 |
| 8 | G1/8 | **3693 08 10** | 4,5 | 14 | 15 | 26,5 | 23,5 | 10 | 31 | 0,041 |
| | G1/4 | **3693 08 13** | 5,5 | 16 | 15 | 26,5 | 23,5 | 10 | 31 | 0,044 |
| 10 | G1/4 | **3693 10 13** | 5,5 | 18 | 17,5 | 33 | 29 | 12 | 37,5 | 0,066 |
| 12 | G3/8 | **3693 12 17** | 5,5 | 20 | 19,5 | 36,5 | 31 | 15 | 40,5 | 0,090 |
| 14 | G1/2 | **3693 14 21** | 7 | 24 | 21,5 | 38,5 | 34 | 16 | 45 | 0,112 |

The body swivels for positioning purposes.

## 3618 Single Banjo, Male BSPP and Metric Thread

FDA chemical Nickel-plated brass, FKM

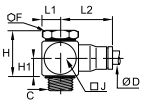


| ØD | C | | F | H | H1 | J | L1 | L2 | Kg |
|---|---|---|---|---|---|---|---|---|---|
| 4 | M5x0.8 | **3618 04 19** | 8 | 13 | 6 | 10 | 6 | 18.5 | 0.011 |
| | G1/8 | **3618 04 10** | 13 | 16.5 | 7 | 15 | 7.5 | 22 | 0.029 |
| 6 | M5x0.8 | **3618 06 19** | 8 | 13 | 6 | 10 | 5 | 22.5 | 0.015 |
| | G1/8 | **3618 06 10** | 13 | 16.5 | 7 | 15 | 7.5 | 24 | 0.031 |
| | G1/4 | **3618 06 13** | 17 | 21 | 9 | 18 | 9 | 24 | 0.049 |
| 8 | G1/8 | **3618 08 10** | 13 | 16.5 | 7 | 15 | 7.5 | 25.5 | 0.033 |
| | G1/4 | **3618 08 13** | 17 | 21 | 9 | 18 | 9 | 26.5 | 0.051 |
| 10 | G3/8 | **3618 10 17** | 20 | 24.5 | 11 | 21.5 | 11 | 33 | 0.105 |

Maximum temperature: +80°C

## 3606 Equal Tube-to-Tube Connector

FDA chemical Nickel-plated brass, FKM

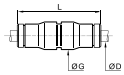


| ØD | | G | L | Kg |
|---|---|---|---|---|
| 4 | 3606 04 00 | 10 | 30.5 | 0.010 |
| 6 | 3606 06 00 | 12 | 36.5 | 0.016 |
| 8 | 3606 08 00 | 15 | 37.5 | 0.021 |
| 10 | 3606 10 00 | 17.5 | 47.5 | 0.034 |
| 12 | 3606 12 00 | 19.5 | 50 | 0.042 |
| 14 | 3606 14 00 | 21.5 | 52.5 | 0.050 |

## 3602 Equal Elbow

FDA chemical Nickel-plated brass, FKM

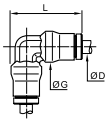


| ØD | | G | L | Kg |
|---|---|---|---|---|
| 4 | 3602 04 00 | 10 | 23 | 0.010 |
| 6 | 3602 06 00 | 12 | 28 | 0.016 |
| 8 | 3602 08 00 | 15 | 31 | 0.022 |
| 10 | 3602 10 00 | 17.5 | 37.5 | 0.033 |
| 12 | 3602 12 00 | 19.5 | 40.5 | 0.045 |
| 14 | 3602 14 00 | 21.5 | 45 | 0.056 |

## 3604 Equal Tee

FDA chemical Nickel-plated brass, FKM

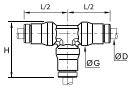


| ØD | | G | H | L/2 | Kg |
|---|---|---|---|---|---|
| 4 | 3604 04 00 | 10 | 23 | 18 | 0.014 |
| 6 | 3604 06 00 | 12 | 28 | 21.5 | 0.023 |
| 8 | 3604 08 00 | 15 | 31 | 23.5 | 0.032 |
| 10 | 3604 10 00 | 17.5 | 37.5 | 29 | 0.048 |
| 12 | 3604 12 00 | 19.5 | 40.5 | 31 | 0.063 |
| 14 | 3604 14 00 | 21.5 | 45 | 34 | 0.078 |

## 3616 Equal Bulkhead Connector

FDA chemical Nickel-plated brass, FKM

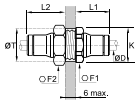


| ØD | | F1 | F2 | K | L1 | L2 | ØT min | Kg |
|---|---|---|---|---|---|---|---|---|
| 4 | 3616 04 00 | 13 | 14 | 14 | 14 | 20 | 12.5 | 0.018 |
| 6 | 3616 06 00 | 16 | 17 | 17.5 | 17 | 22 | 15 | 0.028 |
| 8 | 3616 08 00 | 18 | 19 | 19.5 | 18.5 | 23.5 | 17 | 0.036 |
| 10 | 3616 10 00 | 22 | 27 | 24 | 21.5 | 26.5 | 21 | 0.063 |
| 12 | 3616 12 00 | 24 | 24 | 26 | 23 | 27 | 23 | 0.062 |
| 14 | 3616 14 00 | 27 | 27 | 29.5 | 25.5 | 29.5 | 25 | 0.079 |

## 3636 Bulkhead Connector, Female BSPP Thread

FDA chemical Nickel-plated brass, FKM

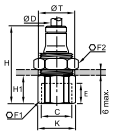


| ØD | C | | E | F1 | F2 | H | H1 | K | ØT min | Kg |
|---|---|---|---|---|---|---|---|---|---|---|
| 4 | G1/8 | 3636 04 10 | 8.5 | 14 | 14 | 30.5 | 11 | 15 | 13 | 0.020 |
| 6 | G1/8 | 3636 06 10 | 8.5 | 17 | 17 | 33 | 11 | 18.5 | 15 | 0.033 |
| | G1/4 | 3636 06 13 | 11.5 | 17 | 17 | 37 | 15 | 18.5 | 15 | 0.033 |
| 8 | G1/8 | 3636 08 10 | 8.5 | 19 | 19 | 34 | 10.5 | 21 | 17 | 0.044 |
| | G1/4 | 3636 08 13 | 11.5 | 19 | 19 | 38 | 14.5 | 21 | 17 | 0.044 |
| 10 | G3/8 | 3636 10 17 | 12 | 22 | 27 | 42.5 | 16 | 24 | 21 | 0.073 |
| 12 | G3/8 | 3636 12 17 | 12 | 24 | 24 | 43 | 16 | 26 | 23 | 0.077 |
| | G1/2 | 3636 12 21 | 16 | 27 | 24 | 48.5 | 21.5 | 29.5 | 23 | 0.133 |

## 3639 Equal Bulkhead Elbow

FDA chemical Nickel-plated brass, FKM

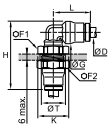


| ØD | | F1 | F2 | G | H | K | L | ØT min | Kg |
|---|---|---|---|---|---|---|---|---|---|
| 4 | 3639 04 00 | 13 | 14 | 10 | 35 | 14 | 18 | 12.5 | 0.023 |
| 6 | 3639 06 00 | 16 | 17 | 12 | 40.5 | 17.5 | 21.5 | 15 | 0.035 |
| 8 | 3639 08 00 | 18 | 19 | 15 | 44 | 19.5 | 23.5 | 17 | 0.046 |
| 10 | 3639 10 00 | 22 | 27 | 17.5 | 51 | 24 | 29 | 21 | 0.080 |
| 12 | 3639 12 00 | 24 | 24 | 19.5 | 55 | 26 | 31 | 23 | 0.086 |
| 14 | 3639 14 00 | 27 | 27 | 21.5 | 59 | 29.5 | 34 | 25 | 0.144 |

The body swivels for positioning purposes.
Maxi pressure = 20 bar

## 3666 Plug-In Reducer

FDA chemical Nickel-plated brass, FKM

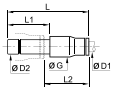


| ØD1 | ØD2 | | G | L | L1 | L2 | Kg |
|---|---|---|---|---|---|---|---|
| 4 | 6 | 3666 04 06 | 10 | 35 | 19.5 | 18 | 0.008 |
| | 8 | 3666 04 08 | 10 | 35.5 | 20 | 18 | 0.009 |
| 6 | 8 | 3666 06 08 | 12 | 38 | 20 | 20.5 | 0.012 |
| | 10 | 3666 06 10 | 12 | 43.5 | 25 | 21 | 0.015 |
| 8 | 10 | 3666 08 10 | 15 | 44 | 25 | 21.5 | 0.016 |
| | 12 | 3666 08 12 | 15 | 44 | 26 | 20.5 | 0.018 |
| 10 | 12 | 3666 10 12 | 17.5 | 50 | 26 | 27 | 0.026 |
| 12 | 14 | 3666 12 14 | 19.5 | 53 | 28 | 28.5 | 0.032 |

## 3667 Plug-In Metric/Inch Adaptor

FDA chemical Nickel-plated brass, FKM

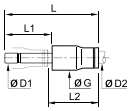


| ØD1 | ØD2 | | G | L | L1 | L2 | Kg |
|---|---|---|---|---|---|---|---|
| 6 | 1/4 | 3667 06 56 | 12.5 | 38.5 | 19.5 | 21 | 0.012 |
| 10 | 3/8 | 3667 10 60 | 17 | 49.5 | 25 | 27 | 0.026 |
| 12 | 1/2 | 3667 12 62 | 20 | 51 | 26 | 27.5 | 0.030 |

## 3668 Plug-In Increaser

FDA chemical Nickel-plated brass, FKM

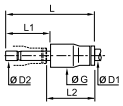


| ØD1 | ØD2 | | G | L | L1 | L2 | Kg |
|---|---|---|---|---|---|---|---|
| 6 | 4 | 3668 06 04 | 12 | 36 | 17 | 21.5 | 0.010 |

## 3622 Plug-In Barb Connector

FDA chemical Nickel-plated brass

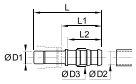


| ØD1 | ØD2 | ØD3 | | L | L1 | L2 | Kg |
|---|---|---|---|---|---|---|---|
| 4 | 3.2 | 5 | 3622 04 53 | 40.5 | 27 | 22.5 | 0.003 |
| | 5 | 7 | 3622 04 05 | 40.5 | 27 | 22.5 | 0.005 |
| 6 | 5 | 7 | 3622 06 05 | 43 | 27 | 22.5 | 0.006 |
| 8 | 6.3 | 8.3 | 3622 08 56 | 42 | 25 | 22.5 | 0.008 |
| | 8 | 10 | 3622 08 08 | 44 | 27 | 22.5 | 0.010 |
| 10 | 6.3 | 8.3 | 3622 10 56 | 47.5 | 25.5 | 22.5 | 0.011 |
| | 8 | 10 | 3622 10 08 | 47.5 | 25.5 | 22.5 | 0.011 |
| 12 | 8 | 10 | 3622 12 08 | 48.5 | 25.5 | 22.5 | 0.015 |
| | 10 | 12 | 3622 12 10 | 48.5 | 25.5 | 22.5 | 0.014 |
| | 12.5 | 14.5 | 3622 12 62 | 57 | 34 | 29.5 | 0.019 |
| 14 | 12.5 | 14.5 | 3622 14 62 | 57.5 | 33 | 29.5 | 0.022 |
| | 14 | 16 | 3622 14 14 | 59.5 | 35 | 29.5 | 0.023 |

## 3620 Male Stem Connector

FDA chemical Nickel-plated brass

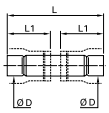


| ØD | | L | L1 | Kg |
|---|---|---|---|---|
| 4 | 3620 04 00 | 31 | 14 | 0.002 |
| 6 | 3620 06 00 | 36.5 | 17 | 0.005 |
| 8 | 3620 08 00 | 37.5 | 17.5 | 0.007 |
| 10 | 3620 10 00 | 47.5 | 22.5 | 0.011 |
| 12 | 3620 12 00 | 49.5 | 23.5 | 0.015 |
| 14 | 3620 14 00 | 53 | 25 | 0.016 |

## 3626 Blanking Plug

FDA chemical Nickel-plated brass

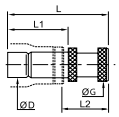


| ØD | | G | L | L1 | L2 | Kg |
|---|---|---|---|---|---|---|
| 4 | 3626 04 00 | 6 | 25.5 | 17.5 | 11.5 | 0.004 |
| 6 | 3626 06 00 | 8 | 30.5 | 19.5 | 13.5 | 0.009 |
| 8 | 3626 08 00 | 10 | 33 | 20 | 16 | 0.009 |
| 10 | 3626 10 00 | 12 | 40 | 25 | 18 | 0.015 |
| 12 | 3626 12 00 | 14 | 43 | 26 | 20 | 0.021 |
| 14 | 3626 14 00 | 16 | 47 | 28 | 22.5 | 0.029 |

The essential tool to rapidly carry out the main maintenance operations and reduce production interruptions.

## Advantages

- A selection of 24 references covering the most-used products
- Products available in the most common diameters: 4 mm, 6 mm and 8 mm
- A kit contains more than 232 products and can be easily completed with our standard products

## 3650..33 Maintenance Kit, BSP Parallel Thread

| | H | L | L1 | Kg |
|---|---|---|---|---|
| 3650 00 00 33 | 81 | 413 | 330 | 2.900 |

# Low Lead Brass LF 3600 Push-In Fittings

This range is designed for applications that require low lead content within the circuit components.
These products are made to order, according to your needs and specifications. Please contact us for any project.

**Ø metric:**
4 to 8 mm

## Technical Characteristics

- **Compatible Fluids:** drinking water and vapour
Other fluids: please consult us
- **Working Pressure:** Vacuum to 30 bar. Models 3609, 3699 and 3639 are limited to 20 bar
- **Working Temperature:** -25°C to +150°C

| Maximum Tightening Torque (daN.m) | Threads | | |
|---|---|---|---|
| | M5x0.8 | G1/8 | G1/4 |
| | 0.06 | 0.8 | 1.2 |

Reliable performance is dependent upon the type of fluid conveyed, component materials and tubing being used.
Use is guaranteed with a vacuum of 755 mm Hg (99% vacuum).

## Component Materials

**Silicone-free**

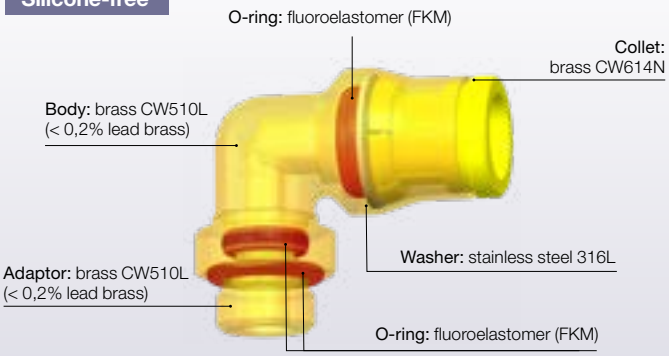


## Advantages

- Dedicated to coffee machines and beverage vending machines

## Regulations

- **1935/2004**
- **NSF/ANSI 169**
- **DM 174**
- **FDA : 21 CFR**
- **RoHS**
- **REACH**
- **EN 16889**
- **LFGB**

## 3601 Stud Fitting, Male BSPP and Metric Thread

Low lead brass, FKM

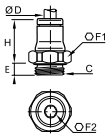


| ØD | C | | E | F1 | F2 | H | Kg |
|---|---|---|---|---|---|---|---|
| 4 | G1/8 | **3601 04 10 84** | 5.5 | 13 | 3 | 14.5 | 0.009 |
| | G1/4 | **3601 04 13 84** | 6.5 | 16 | 3 | 14.5 | 0.015 |
| | M5x0.8 | **3601 04 19 84** | 3.5 | 10 | 2.5 | 15.5 | 0.006 |
| 6 | G1/8 | **3601 06 10 84** | 5.5 | 13 | 4 | 17.5 | 0.011 |
| | G1/4 | **3601 06 13 84** | 6.5 | 16 | 4 | 17 | 0.015 |
| 8 | G1/8 | **3601 08 10 84** | 5.5 | 16 | 5 | 21 | 0.014 |

## 3608 Stud Branch Tee, Male BSPT Thread

Low lead brass, FKM

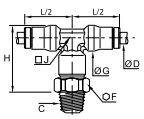


| ØD | C | | F | G | H | J | L/2 | Kg |
|---|---|---|---|---|---|---|---|---|
| 4 | R1/8 | **3608 04 10 84** | 10 | 10 | 24.5 | 7 | 18 | 0.020 |

The body swivels for positioning purposes.

## 3609 Stud Elbow, Male BSPT Thread

Low lead brass, FKM

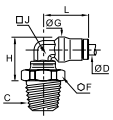


| ØD | C | | F | G | H | J | L | Kg |
|---|---|---|---|---|---|---|---|---|
| 4 | R1/8 | **3609 04 10 84** | 13 | 10 | 15 | 7 | 18 | 0.014 |
| | R1/4 | **3609 04 13 84** | 14 | 10 | 17 | 7 | 18 | 0.020 |
| 6 | R1/8 | **3609 06 10 84** | 13 | 12 | 17.5 | 8 | 21.5 | 0.018 |
| | R1/4 | **3609 06 13 84** | 14 | 12 | 19 | 8 | 21.5 | 0.025 |

The body swivels for positioning purposes.

## 3614 Stud Fitting, Female BSPP Thread

Low lead brass, FKM

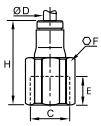


| ØD | C | | E | F | H | Kg |
|---|---|---|---|---|---|---|
| 4 | G1/8 | **3614 04 10 84** | 7.5 | 14 | 25 | 0.016 |
| | G1/4 | **3614 04 13 84** | 11 | 17 | 29 | 0.026 |
| 6 | G1/8 | **3614 06 10 84** | 7.5 | 14 | 27.5 | 0.019 |
| | G1/4 | **3614 06 13 84** | 11 | 17 | 31.5 | 0.028 |

## 3621 Stud Standpipe, Male BSPT Thread

Low lead brass

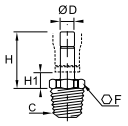


| ØD | C | | F | H | H1 | Kg |
|---|---|---|---|---|---|---|
| 6 | R1/8 | 3621 06 10 84 | 10 | 23.5 | 6.5 | 0.008 |

## 3631 Stud Standpipe, Male BSPP Thread

Low lead brass, FKM

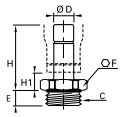


| ØD | C | | E | F | H | H1 | Kg |
|---|---|---|---|---|---|---|---|
| 8 | G1/8 | 3631 08 10 84 | 5.5 | 13 | 22.5 | 6.5 | 0.010 |

## 3675 Stud Fitting, Male BSPT Thread

Low lead brass, FKM

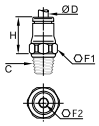


| ØD | C | | F1 | F2 | H | Kg |
|---|---|---|---|---|---|---|
| 4 | R1/8 | 3675 04 10 84 | 10 | 3 | 15 | 0.009 |
| | R1/4 | 3675 04 13 84 | 14 | 3 | 15 | 0.017 |
| 6 | R1/8 | 3675 06 10 84 | 13 | 4 | 17 | 0.011 |

## 3693 Stud Run Tee, Male BSPP and Metric Thread

Low lead brass, FKM

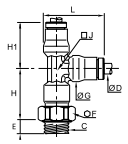


| ØD | C | | E | F | G | H | H1 | J | L | Kg |
|---|---|---|---|---|---|---|---|---|---|---|
| 4 | G1/8 | 3693 04 10 84 | 5.5 | 13 | 10 | 20.5 | 18 | 7 | 23 | 0.021 |
| 6 | G1/8 | 3693 06 10 84 | 5.5 | 13 | 12 | 25 | 21.5 | 8 | 28 | 0.031 |

The body swivels for positioning purposes.

## 3698 Stud Branch Tee, Male BSPP and Metric Thread

Low lead brass, FKM

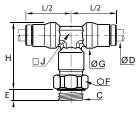


| ØD | C | | E | F | G | H | J | L/2 | Kg |
|---|---|---|---|---|---|---|---|---|---|
| 6 | G1/8 | 3698 06 10 84 | 5.5 | 13 | 12 | 31 | 8 | 21.5 | 0.031 |

The body swivels for positioning purposes.

## 3699 Compact Elbow, Male BSPP and Metric Thread

Low lead brass, FKM

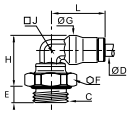


| ØD | C | | E | F | G | H | J | L | Kg |
|---|---|---|---|---|---|---|---|---|---|
| 4 | M5x0.8 | 3699 04 19 84 | 3.5 | 10 | 10 | 18 | 7 | 18 | 0.011 |
| | G1/8 | 3699 04 10 84 | 5.5 | 13 | 10 | 17 | 7 | 18 | 0.014 |
| | G1/4 | 3699 04 13 84 | 6.5 | 16 | 10 | 17.5 | 7 | 18 | 0.019 |
| 6 | G1/8 | 3699 06 10 84 | 5.5 | 13 | 12 | 19 | 8 | 21.5 | 0.018 |
| | G1/4 | 3699 06 13 84 | 6.5 | 16 | 12 | 19.5 | 8 | 21.5 | 0.022 |
| 8 | G1/8 | 3699 08 10 84 | 5.5 | 13 | 15 | 20.5 | 10 | 23.5 | 0.021 |

The body swivels for positioning purposes.

## 3602 Equal Elbow

Low lead brass, FKM

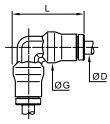


| ØD | | G | L | Kg |
|---|---|---|---|---|
| 4 | 3602 04 00 84 | 10 | 23 | 0.010 |

## 3603 Stud Run Tee, Male BSPT Thread

Low lead brass, FKM

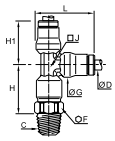


| ØD | C | | F | G | H | H1 | J | L | Kg |
|---|---|---|---|---|---|---|---|---|---|
| 4 | R1/8 | 3603 04 10 84 | 10 | 10 | 19.5 | 18 | 7 | 23 | 0.018 |

The body swivels for positioning purposes.

## 3604 Equal Tee

Low lead brass, FKM

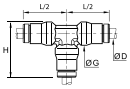


| ØD | | G | H | L/2 | Kg |
|---|---|---|---|---|---|
| 4 | 3604 04 00 84 | 10 | 23 | 18 | 0.014 |
| 6 | 3604 06 00 84 | 12 | 28 | 21.5 | 0.023 |

## 3639 Equal Bulkhead Elbow

Low lead brass, FKM

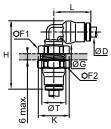


| ØD | | F1 | F2 | G | H | K | L | ØT min | Kg |
|---|---|---|---|---|---|---|---|---|---|
| 4 | 3639 04 00 84 | 13 | 14 | 10 | 35 | 14 | 18 | 12.5 | 0.023 |

The body swivels for positioning purposes.

## 3620 Male Stem Connector

Low lead brass

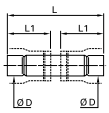


| ØD | | L | L1 | Kg |
|---|---|---|---|---|
| 4 | 3620 04 00 84 | 31 | 14 | 0.002 |
| 6 | 3620 06 00 84 | 36.5 | 17 | 0.005 |

## 3622 Plug-In Barb Connector

Low lead brass

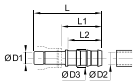


| ØD1 | ØD2 | ØD3 | | L | L1 | L2 | Kg |
|---|---|---|---|---|---|---|---|
| 4 | 3.2 | 5 | 3622 04 53 84 | 40.5 | 27 | 22.5 | 0.003 |

## 3626 Blanking Plug

Low lead brass

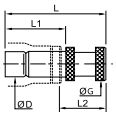


| ØD | | G | L | L1 | L2 | Kg |
|---|---|---|---|---|---|---|
| 4 | 3626 04 00 84 | 6 | 25.5 | 17.5 | 11.5 | 0.004 |

## Related Products

- Polyurethane Tubing
- Polyamide Tubing
- Polyethylene Tubing
- Fluoropolymer Tubing
- Anti-Spark Tubing
- Fireproof PA Tubing
- Brass Flow Control Regulators

# LF 3800 Push-In Fittings / Stud Fittings

Made of 316L stainless steel, this range is suitable for conveying corrosive or food fluids, in aggressive environments or for high hygiene requirements.

**Ø metric:** 4 to 12 mm
**Ø inch:** 3/16" to 1/2"

## Technical Characteristics

- **Compatible Fluids:** All fluids compatible with the fitting component materials
- **Working Pressure:** Vacuum to 30 bar (20 bar: 3879 and 3889)
- **Working Temperature:** -25°C to +150°C

| | | | | | | |
|---|---|---|---|---|---|---|
| **Adaptor Tightening Torque** | Threads | M5 x0.8 | G1/8 | G1/4 | G3/8 | G1/2 |
| | daN.m | 0.16 | 0.8 | 1.2 | 3 | 3.5 |

| | | | | | | |
|---|---|---|---|---|---|---|
| **Bulkhead Tightening Torque** | Ø (mm) | 4 | 6 | 8 | 10 | 12 |
| | daN.m min. | 0.5 | 0.5 | 0.6 | 0.6 | 0.6 |
| | max. | 0.9 | 0.9 | 1 | 1 | 1 |

Reliable performance is dependent upon the type of fluid conveyed, component materials and tubing being used.

Use is guaranteed with a vacuum of 755 mm Hg (99% vacuum).

Technical performance tested at -25°C according to the ISO 14743 standard.

## Regulations

- **ISO 14743**
- **RoHS**
- **REACH**
- **FDA : 21 CFR**
- **PED**

## Component Materials

**Silicone-free**

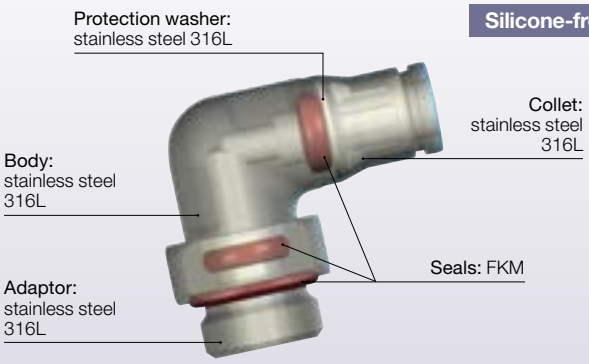


## Advantages

- Resistance to corrosion thanks to the component material
- Suitable for permanent food contact
- Suitable for industrial cleaning agents and detergents
- Hygienic external design, for reducing retention zones

## 3805 Stud Fitting, Male BSPT Thread

**Stainless steel 316L, FKM**

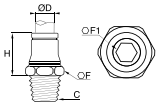


| ØD | C | | F | F1 | H | Kg |
|---|---|---|---|---|---|---|
| 4 | R1/8 | **3805 04 10** | 10 | 3 | 14.5 | 0.008 |
| | R1/4 | **3805 04 13** | 14 | 3 | 14.5 | 0.015 |
| 6 | R1/8 | **3805 06 10** | 13 | 4 | 18 | 0.012 |
| | R1/4 | **3805 06 13** | 14 | 4 | 16.5 | 0.018 |
| 8 | R1/8 | **3805 08 10** | 15 | 5 | 19 | 0.014 |
| | R1/4 | **3805 08 13** | 15 | 6 | 18 | 0.018 |
| | R3/8 | **3805 08 17** | 17 | 6 | 18.5 | 0.025 |
| 10 | R1/4 | **3805 10 13** | 19 | 6 | 24 | 0.029 |
| | R3/8 | **3805 10 17** | 19 | 6 | 22.5 | 0.030 |
| 12 | R1/4 | **3805 12 13** | 22 | 7 | 25 | 0.034 |
| | R3/8 | **3805 12 17** | 22 | 8 | 24 | 0.040 |
| | R1/2 | **3805 12 21** | 22 | 10 | 23 | 0.046 |

## 3805 Stud Fitting, Male NPT Thread

**Stainless steel 316L, FKM**

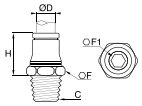


| ØD | C | | F | F1 | H | Kg |
|---|---|---|---|---|---|---|
| 4 | NPT1/8 | **3805 04 11** | 11 | 3 | 14.5 | 0.009 |
| 6 | NPT1/8 | **3805 06 11** | 13 | 4 | 18 | 0.012 |
| | NPT1/4 | **3805 06 14** | 14 | 4 | 16.5 | 0.017 |
| 8 | NPT1/8 | **3805 08 11** | 15 | 5 | 19 | 0.015 |
| | NPT1/4 | **3805 08 14** | 15 | 6 | 18 | 0.018 |
| 10 | NPT1/4 | **3805 10 14** | 19 | 6 | 24 | 0.028 |
| | NPT3/8 | **3805 10 18** | 19 | 7 | 22.5 | 0.031 |
| 12 | NPT1/4 | **3805 12 14** | 22 | 7 | 25 | 0.034 |
| | NPT3/8 | **3805 12 18** | 22 | 8 | 24 | 0.039 |
| | NPT1/2 | **3805 12 22** | 22 | 10 | 23 | 0.045 |

## 3805 Stud Fitting, Male NPT Thread — Inch

Stainless steel 316L, FKM

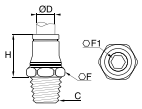


| ØD | C | | F | F1 | H | Kg |
|---|---|---|---|---|---|---|
| 3/16 | NPT1/8 | 3805 55 11 | 10 | 3 | 15.5 | 0.010 |
| 1/4 | NPT1/8 | 3805 56 11 | 13 | 4 | 19 | 0.012 |
| | NPT1/4 | 3805 56 14 | 14 | 4 | 17.5 | 0.017 |
| 3/8 | NPT1/4 | 3805 60 14 | 19 | 6 | 25 | 0.029 |
| | NPT3/8 | 3805 60 18 | 19 | 7 | 24 | 0.031 |
| 1/2 | NPT1/4 | 3805 62 14 | 22 | 7 | 26 | 0.036 |
| | NPT3/8 | 3805 62 18 | 22 | 8 | 25 | 0.041 |
| | NPT1/2 | 3805 62 22 | 22 | 10 | 25 | 0.049 |

5/32" (4 mm) and 5/16" (8 mm) also available

## 3801 Stud Fitting, Male BSPP and Metric Thread

Stainless steel 316L, FKM

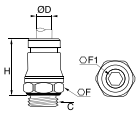


| ØD | C | | F | F1 | H | Kg |
|---|---|---|---|---|---|---|
| 4 | M5x0.8 | 3801 04 19 | 10 | 2.5 | 17 | 0.005 |
| | G1/8 | 3801 04 10 | 13 | 3 | 16.5 | 0.009 |
| 6 | M5x0.8 | 3801 06 19 | 13 | 2.5 | 20.5 | 0.010 |
| | G1/8 | 3801 06 10 | 13 | 4 | 18 | 0.010 |
| | G1/4 | 3801 06 13 | 17 | 4 | 18 | 0.015 |
| 8 | G1/8 | 3801 08 10 | 15 | 5 | 19 | 0.013 |
| | G1/4 | 3801 08 13 | 17 | 5 | 20.5 | 0.017 |
| | G3/8 | 3801 08 17 | 21 | 6 | 20 | 0.027 |
| 10 | G1/4 | 3801 10 13 | 19 | 7 | 25 | 0.025 |
| | G3/8 | 3801 10 17 | 21 | 7 | 25 | 0.034 |
| 12 | G1/4 | 3801 12 13 | 21 | 7 | 27 | 0.030 |
| | G3/8 | 3801 12 17 | 21 | 9 | 26.5 | 0.034 |

## 3821 Stud Standpipe, Male BSPT Thread

Stainless steel 316L

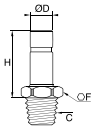


| ØD | C | | F | H | Kg |
|---|---|---|---|---|---|
| 4 | R1/8 | 3821 04 10 | 10 | 21 | 0.006 |
| 6 | R1/8 | 3821 06 10 | 10 | 23 | 0.007 |
| | R1/4 | 3821 06 13 | 14 | 24 | 0.015 |
| 8 | R1/8 | 3821 08 10 | 11 | 24 | 0.008 |
| | R1/4 | 3821 08 13 | 14 | 25 | 0.016 |
| 10 | R1/4 | 3821 10 13 | 19 | 30 | 0.017 |
| | R3/8 | 3821 10 17 | 19 | 30 | 0.022 |
| 12 | R1/4 | 3821 12 13 | 19 | 31 | 0.017 |
| | R3/8 | 3821 12 17 | 19 | 31 | 0.022 |
| | R1/2 | 3821 12 21 | 22 | 32 | 0.037 |

## 3821 Stud Standpipe, Male NPT Thread

Stainless steel 316L

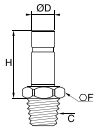


| ØD | C | | F | H | Kg |
|---|---|---|---|---|---|
| 4 | NPT1/8 | 3821 04 11 | 10 | 21 | 0.006 |
| 6 | NPT1/8 | 3821 06 11 | 10 | 23 | 0.007 |
| | NPT1/4 | 3821 06 14 | 14 | 24 | 0.016 |
| 8 | NPT1/8 | 3821 08 11 | 14 | 24 | 0.008 |
| | NPT1/4 | 3821 08 14 | 14 | 25 | 0.016 |
| 10 | NPT1/4 | 3821 10 14 | 14 | 30 | 0.018 |
| | NPT3/8 | 3821 10 18 | 17 | 30 | 0.010 |
| 12 | NPT1/4 | 3821 12 14 | 14 | 31 | 0.018 |

## 3821 Stud Standpipe, Male NPT Thread — Inch

Stainless steel 316L

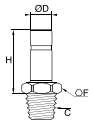


| ØD | C | | F | H | Kg |
|---|---|---|---|---|---|
| 1/4 | NPT1/8 | 3821 56 11 | 10 | 26 | 0.009 |
| | NPT1/4 | 3821 56 14 | 14 | 27 | 0.016 |
| 3/8 | NPT1/4 | 3821 60 14 | 19 | 32 | 0.018 |
| | NPT3/8 | 3821 60 18 | 19 | 32 | 0.028 |
| 1/2 | NPT1/4 | 3821 62 14 | 19 | 36 | 0.020 |
| | NPT3/8 | 3821 62 18 | 19 | 37 | 0.025 |
| | NPT1/2 | 3821 62 22 | 22 | 37 | 0.042 |

5/32"(4 mm) and 5/16"(8 mm) also available

## 3831 Stud Standpipe, Male BSPP and Metric Thread

Stainless steel 316L, FKM

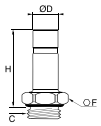


| ØD | C | | F | H | Kg |
|---|---|---|---|---|---|
| 4 | M5x0.8 | 3831 04 19 | 10 | 23.5 | 0.004 |
| | G1/8 | 3831 04 10 | 13 | 22 | 0.008 |
| 6 | G1/8 | 3831 06 10 | 13 | 24 | 0.009 |
| | G1/4 | 3831 06 13 | 17 | 24 | 0.015 |
| 8 | G1/8 | 3831 08 10 | 13 | 25 | 0.010 |
| | G1/4 | 3831 08 13 | 17 | 27 | 0.019 |
| | G3/8 | 3831 08 17 | 21 | 27 | 0.024 |
| 10 | G1/4 | 3831 10 13 | 17 | 32 | 0.021 |
| | G3/8 | 3831 10 17 | 21 | 32 | 0.025 |
| 12 | G1/4 | 3831 12 13 | 17 | 33 | 0.021 |
| | G3/8 | 3831 12 17 | 21 | 33 | 0.028 |
| | G1/2 | 3831 12 21 | 24 | 36 | 0.043 |

Stud standpipe 3821 and 3831 can be used as illustrated, allowing:

- stock optimisation
- installation of tees and elbows where required

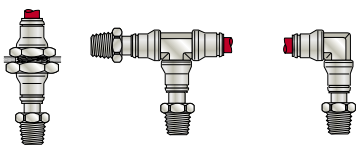

## 3800 Cartridge

Stainless steel 316L, FKM

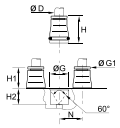


| ØD | | G | G1 | H | H1 | H2 | N | Kg |
|---|---|---|---|---|---|---|---|---|
| 4 | 3800 04 00 | 9.8 | 8 | 17 | 8.5 | 8.5 | 11 | 0.006 |
| 6 | 3800 06 00 | 12.1 | 10 | 19 | 10.5 | 8.5 | 13.5 | 0.008 |
| 8 | 3800 08 00 | 14.8 | 13 | 21 | 12.5 | 8.5 | 16 | 0.012 |
| 10 | 3800 10 00 | 17.5 | 15 | 24.5 | 14 | 10.5 | 20 | 0.019 |

Cavity dimensions available on request

## 3809 Stud Elbow, Male BSPT Thread

Stainless steel 316L, FKM

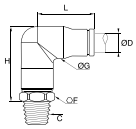


| ØD | C | | F | G | H | L | Kg |
|---|---|---|---|---|---|---|---|
| 4 | R1/8 | 3809 04 10 | 10 | 10 | 23.5 | 16.5 | 0.020 |
| 6 | R1/8 | 3809 06 10 | 13 | 12 | 27.5 | 20 | 0.030 |
| | R1/4 | 3809 06 13 | 14 | 12 | 27.5 | 25 | 0.036 |
| 8 | R1/8 | 3809 08 10 | 14 | 15 | 32 | 25 | 0.040 |
| | R1/4 | 3809 08 13 | 14 | 14.5 | 34 | 25 | 0.045 |
| 10 | R1/4 | 3809 10 13 | 19 | 17.5 | 37.5 | 27.5 | 0.068 |
| | R3/8 | 3809 10 17 | 19 | 17.5 | 37.5 | 27.5 | 0.069 |

The body swivels for positioning purposes.

## 3809 Stud Elbow, Male NPT Thread

Stainless steel 316L, FKM

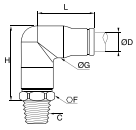


| ØD | C | | F | G | H | L | Kg |
|---|---|---|---|---|---|---|---|
| 6 | NPT1/8 | 3809 06 11 | 13 | 12.5 | 29 | 22.5 | 0.031 |
| | NPT1/4 | 3809 06 14 | 14 | 12.5 | 29 | 22.5 | 0.036 |
| 8 | NPT1/8 | 3809 08 11 | 14 | 15 | 34 | 24 | 0.040 |
| | NPT1/4 | 3809 08 14 | 14 | 15 | 34 | 24 | 0.045 |
| 10 | NPT1/4 | 3809 10 14 | 19 | 17.5 | 39.5 | 30 | 0.068 |
| | NPT3/8 | 3809 10 18 | 19 | 17.5 | 39.5 | 30 | 0.071 |

The body swivels for positioning purposes.

## 3899 Stud Elbow, Male BSPP and Metric Thread

Stainless steel 316L, FKM

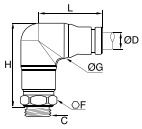


| ØD | C | | F | G | H | L | Kg |
|---|---|---|---|---|---|---|---|
| 4 | M5x0.8 | 3899 04 19 | 10 | 10 | 26 | 18 | 0.020 |
| | G1/8 | 3899 04 10 | 13 | 10 | 27 | 19 | 0.022 |
| | G1/4 | 3899 04 13 | 17 | 10 | 27 | 19 | 0.018 |
| 6 | M5x0.8 | 3899 06 19 | 13 | 12 | 33 | 24 | 0.031 |
| | G1/8 | 3899 06 10 | 6 | 12 | 33 | 24 | 0.031 |
| | G1/4 | 3899 06 13 | 17 | 12 | 32 | 24 | 0.036 |
| 8 | G1/8 | 3899 08 10 | 14 | 15 | 35 | 25 | 0.039 |
| | G1/4 | 3899 08 13 | 17 | 15 | 35 | 25 | 0.044 |
| | G3/8 | 3899 08 17 | 21 | 15 | 34.5 | 25 | 0.048 |
| 10 | G1/4 | 3899 10 13 | 19 | 17 | 43 | 31 | 0.069 |
| | G3/8 | 3899 10 17 | 21 | 17 | 42 | 31 | 0.072 |

The body swivels for positioning purposes.

## 3889 Compact Stud Elbow, Male BSPT Thread

Stainless steel 316L, FKM

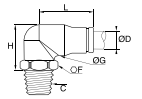


| ØD | C | | F | G | H | L | Kg |
|---|---|---|---|---|---|---|---|
| 4 | R1/8 | 3889 04 10 | 13 | 10 | 18 | 17 | 0.019 |
| | R1/4 | 3889 04 13 | 17 | 10 | 19.5 | 16.5 | 0.018 |
| 6 | R1/8 | 3889 06 10 | 13 | 12 | 21.5 | 20.5 | 0.025 |
| | R1/4 | 3889 06 13 | 14 | 12 | 21.5 | 20.5 | 0.032 |
| 8 | R1/8 | 3889 08 10 | 14 | 15 | 24 | 22 | 0.036 |
| | R1/4 | 3889 08 13 | 14 | 15 | 24 | 22 | 0.036 |
| 10 | R1/4 | 3889 10 13 | 17 | 17.5 | 28.5 | 27.5 | 0.058 |
| | R3/8 | 3889 10 17 | 19 | 17.5 | 28.5 | 27.5 | 0.068 |
| 12 | R1/4 | 3889 12 13 | 22 | 20 | 33.5 | 30 | 0.088 |
| | R3/8 | 3889 12 17 | 22 | 20 | 33.5 | 30 | 0.090 |
| | R1/2 | 3889 12 21 | 22 | 20 | 33.5 | 33 | 0.097 |

The body swivels for positioning purposes. Max. 20 bar

## 3889 Compact Male Stud Elbow, Male NPT Thread

Stainless steel 316L, FKM

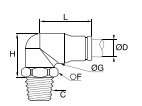


| ØD | C | | F | G | H | L | Kg |
|---|---|---|---|---|---|---|---|
| 4 | NPT1/8 | 3889 04 11 | 13 | 10 | 17.5 | 19 | 0.019 |
| 6 | NPT1/8 | 3889 06 11 | 13 | 12.5 | 20 | 22.5 | 0.026 |
| | NPT1/4 | 3889 06 14 | 14 | 12.5 | 20 | 22.5 | 0.033 |
| 8 | NPT1/8 | 3889 08 11 | 13 | 15 | 25 | 24 | 0.036 |
| | NPT1/4 | 3889 08 14 | 14 | 15 | 24 | 24 | 0.036 |
| 10 | NPT1/4 | 3889 10 14 | 17 | 17.5 | 27.5 | 27.5 | 0.059 |
| | NPT3/8 | 3889 10 18 | 19 | 17.5 | 28.5 | 26.5 | 0.068 |
| 12 | NPT1/4 | 3889 12 14 | 22 | 20 | 31.5 | 32.5 | 0.086 |
| | NPT3/8 | 3889 12 18 | 22 | 20 | 32.5 | 32.5 | 0.089 |
| | NPT1/2 | 3889 12 22 | 22 | 20 | 27.5 | 32.5 | 0.098 |

The body swivels for positioning purposes. Max. 20 bar

## 3889 Compact Stud Elbow, Male NPT Thread Inch

Stainless steel 316L, FKM

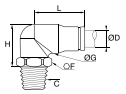


| ØD | C | | F | G | H | L | Kg |
|---|---|---|---|---|---|---|---|
| 1/4 | NPT1/8 | **3889 56 11** | 13 | 12 | 22 | 23 | 0.025 |
| | NPT1/4 | **3889 56 14** | 14 | 12 | 22 | 23 | 0.032 |
| 3/8 | NPT1/4 | **3889 60 14** | 17 | 17.5 | 28 | 30.5 | 0.058 |
| | NPT3/8 | **3889 60 18** | 19 | 17.5 | 28 | 30.5 | 0.066 |
| 1/2 | NPT1/4 | **3889 62 14** | 22 | 20 | 34 | 33 | 0.089 |
| | NPT3/8 | **3889 62 18** | 22 | 20 | 34 | 33 | 0.089 |
| | NPT1/2 | **3889 62 22** | 22 | 20 | 27 | 33 | 0.091 |

The body swivels for positioning purposes. Max. 20 bar.
5/32" (4 mm) and 5/16" (8 mm) also available.

## 3879 Compact Stud Elbow, Male BSPP Thread

Stainless steel 316L, FKM

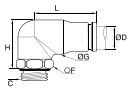


| ØD | C | | F | G | H | L | Kg |
|---|---|---|---|---|---|---|---|
| 4 | G1/8 | **3879 04 10** | 13 | 11 | 22 | 19 | 0.022 |
| | G1/4 | **3879 04 13** | 17 | 11 | 20 | 19 | 0.027 |
| 6 | G1/8 | **3879 06 10** | 13 | 12 | 24 | 24 | 0.029 |
| | G1/4 | **3879 06 13** | 17 | 12 | 22 | 24 | 0.034 |
| 8 | G1/8 | **3879 08 10** | 13 | 15 | 25 | 25 | 0.035 |
| | G1/4 | **3879 08 13** | 17 | 15 | 25 | 25 | 0.039 |
| | G3/8 | **3879 08 17** | 21 | 15 | 23 | 25 | 0.047 |
| 10 | G1/4 | **3879 10 13** | 18 | 17 | 28.5 | 31 | 0.057 |
| | G3/8 | **3879 10 17** | 21 | 17 | 28.5 | 31 | 0.065 |
| 12 | G1/4 | **3879 12 13** | 17 | 20 | 33 | 33 | 0.077 |
| | G3/8 | **3879 12 17** | 21 | 20 | 33 | 33 | 0.084 |
| | G1/2 | **3879 12 21** | 24 | 20 | 30 | 33 | 0.096 |

The body swivels for positioning purposes. Max. 20 bar

## 3893 Stud Run Tee, Male BSPP and Metric Thread

Stainless steel 316L, FKM

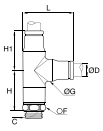


| ØD | C | | F | G | H | H1 | L | Kg |
|---|---|---|---|---|---|---|---|---|
| 8 | G3/8 | **3893 08 17** | 21 | 15 | 27 | 25 | 35.5 | 0.094 |

The body swivels for positioning purposes.

LF 3800 push-in fittings allow connection with several types of Parker tubing shown in Chapter 3 of this catalogue, "Technical Tubing and Hose":

- PFA tubing
- Fluoropolymer tubing
- Polyethylene tubing
- Semi-rigid polyamide and flexible Crystal polyurethane tubing

## 3806 Equal Tube-to-Tube Connector

Stainless steel 316L, FKM

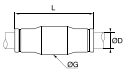


| ØD | | G | L | Kg |
|---|---|---|---|---|
| 4 | 3806 04 00 | 10 | 29 | 0.009 |
| 6 | 3806 06 00 | 12 | 34 | 0.015 |
| 8 | 3806 08 00 | 15 | 36 | 0.019 |
| 10 | 3806 10 00 | 17.5 | 45 | 0.032 |
| 12 | 3806 12 00 | 20 | 46.5 | 0.040 |

## 3804 Equal Tee

Stainless steel 316L, FKM

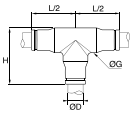


| ØD | | G | H | L/2 | Kg |
|---|---|---|---|---|---|
| 4 | 3804 04 00 | 10 | 22 | 19 | 0.020 |
| 6 | 3804 06 00 | 12 | 26 | 24 | 0.031 |
| 8 | 3804 08 00 | 15 | 29.5 | 25 | 0.040 |
| 10 | 3804 10 00 | 17.5 | 36.5 | 31 | 0.063 |
| 12 | 3804 12 00 | 20 | 40 | 33 | 0.087 |

## 3806 Equal Tube-to-Tube Connector — Inch

Stainless steel 316L, FKM

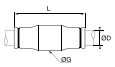


| ØD | | G | L | Kg |
|---|---|---|---|---|
| 3/16 | 3806 55 00 | 11 | 31 | 0.010 |
| 1/4 | 3806 56 00 | 12 | 36 | 0.015 |
| 3/8 | 3806 60 00 | 17 | 47 | 0.030 |
| 1/2 | 3806 62 00 | 20 | 48 | 0.039 |

5/32" (4 mm) and 5/16" (8 mm) also available

## 3804 Equal Tee — Inch

Stainless steel 316L, FKM

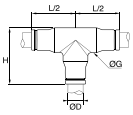


| ØD | | G | H | L/2 | Kg |
|---|---|---|---|---|---|
| 1/4 | 3804 56 00 | 12 | 30 | 23 | 0.031 |
| 3/8 | 3804 60 00 | 17 | 38 | 29 | 0.059 |
| 1/2 | 3804 62 00 | 20 | 43 | 33 | 0.088 |

5/32" (4 mm) and 5/16" (8 mm) also available

## 3802 Equal Elbow

Stainless steel 316L, FKM

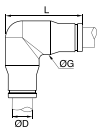


| ØD | | G | L | Kg |
|---|---|---|---|---|
| 4 | 3802 04 00 | 10 | 21.5 | 0.015 |
| 6 | 3802 06 00 | 12 | 26.5 | 0.024 |
| 8 | 3802 08 00 | 15 | 29.5 | 0.031 |
| 10 | 3802 10 00 | 17.5 | 36.5 | 0.050 |
| 12 | 3802 12 00 | 20 | 40 | 0.071 |

## 3802 Equal Stud Elbow — Inch

Stainless steel 316L, FKM

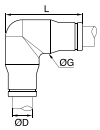


| ØD | | G | L | Kg |
|---|---|---|---|---|
| 1/4 | 3802 56 00 | 12 | 29 | 0.023 |
| 3/8 | 3802 60 00 | 17 | 38 | 0.047 |
| 1/2 | 3802 62 00 | 20 | 43 | 0.071 |

5/32" (4 mm) and 5/16" (8 mm) also available

## 3816 Equal Bulkhead Connector

Stainless steel 316L, FKM

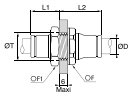


| ØD | | F | F1 | L1 | L2 | ØT | Kg |
|---|---|---|---|---|---|---|---|
| 4 | 3816 04 00 | 13 | 14 | 13.5 | 19.5 | 13 | 0.017 |
| 6 | 3816 06 00 | 17 | 17 | 16.5 | 21.5 | 14 | 0.027 |
| 8 | 3816 08 00 | 19 | 19 | 18 | 24 | 16 | 0.034 |
| 10 | 3816 10 00 | 22 | 22 | 21.5 | 27.5 | 21 | 0.048 |
| 12 | 3816 12 00 | 24 | 24 | 24 | 29 | 23 | 0.059 |

IP55 sealing

## 3816 Equal Bulkhead Connector Inch

Stainless steel 316L, FKM

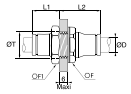


| ØD | | F | F1 | L1 | L2 | ØT | Kg |
|---|---|---|---|---|---|---|---|
| 3/16 | 3816 55 00 | 17 | 13 | 15 | 18 | 12.5 | 0.017 |
| 1/4 | 3816 56 00 | 19 | 17 | 19 | 21 | 15 | 0.027 |
| 3/8 | 3816 60 00 | 22 | 22 | 22 | 27 | 21 | 0.052 |
| 1/2 | 3816 62 00 | 27 | 27 | 25 | 28 | 25 | 0.076 |

IP55 sealing
5/32" (4 mm) and 5/16" (8 mm) also available

## 3866 Push-In Reducer

Stainless steel 316L, FKM

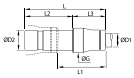


| ØD1 | ØD2 | | G | L | L1 | L2 | L3 | Kg |
|---|---|---|---|---|---|---|---|---|
| 4 | 6 | 3866 04 06 | 10 | 35 | 19 | 19 | 16 | 0.008 |
| 4 | 8 | 3866 04 08 | 10 | 34 | 17 | 20 | 14 | 0.011 |
| 6 | 8 | 3866 06 08 | 12 | 42 | 24 | 23 | 19 | 0.015 |
| 6 | 10 | 3866 06 10 | 12 | 41 | 19 | 25 | 16 | 0.019 |
| 8 | 10 | 3866 08 10 | 15 | 45 | 22.5 | 25 | 20 | 0.021 |
| 8 | 12 | 3866 08 12 | 15 | 43 | 20 | 26 | 17 | 0.025 |
| 10 | 12 | 3866 10 12 | 17 | 50 | 23 | 26 | 24 | 0.029 |

## 3826 Blanking Plug

Stainless steel 316L

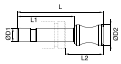


| ØD1 | ØD2 | | L | L1 | L2 | Kg |
|---|---|---|---|---|---|---|
| 4 | 6 | 3826 04 00 | 25 | 17 | 11 | 0.003 |
| 6 | 8 | 3826 06 00 | 30.4 | 19.5 | 13.5 | 0.007 |
| 8 | 10 | 3826 08 00 | 33 | 20 | 14 | 0.014 |
| 10 | 12 | 3826 10 00 | 40 | 25 | 17 | 0.025 |
| 12 | 14 | 3826 12 00 | 43 | 26 | 19 | 0.039 |

## 3800 Pre-Grooving Tool for Metallic Tubing

Treated steel

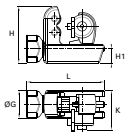


| | G | H | H1 | K | L | Kg |
|---|---|---|---|---|---|---|
| 3800 70 00 | 25 | 51 | 13 | 36 | 70 | 0.326 |

This tool correctly pre-grooves 4-12 mm O.D. and 3/16"-1/2" O.D. stainless steel tubing, to ensure that the LF 3800 collet grips the tube securely.

## 6698 Deburring Tool for Rigid Aluminium Pipe



| | L | Kg |
|---|---|---|
| 6698 04 02 | 140 | 0.026 |

Push-in fittings with reinforced cleanliness, for medical applications, bio-medical equipment, breathing systems, diagnosis devices, pharmaceutical process in accordance with the standards of the field of application.

**Ø metric:**
4 to 12 mm

## Technical Characteristics

- **Compatible Fluids:** Breathing, neutral & pure medical gases. Other fluids: please consult us
- **Working Pressure:** Vacuum to 15 bar. Working pressure varies according to temperature (see below)
- **Working Temperature:** -10°C to +95°C

| Tightening Torque (Metric & BSPP) | Thread | M5 x0.8 | G1/8 | G1/4 | G3/8 | G1/2 |
|---|---|---|---|---|---|---|
| | daN.m | 1.16 | 0.8 | 1.2 | 3 | 3.5 |

Reliable performance is dependent upon the type of fluid conveyed, component materials and tubing being used.

Use is guaranteed with a vacuum of 755 mm Hg (99% vacuum).

## Component Materials

**Silicone-free**




ECO DESIGN

## Advantages

- Compatibility with ASTM standards
- Recommended for $O_2$ applications and pure gases
- Bisphenol and phthalate-free

## Regulations

- RoHS
- REACH

**BAM:** Grease certification residue

## 6801 Stud Fitting, Male BSPP and Metric Thread

Chemical nickel-plated brass, EPDM

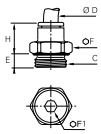


| ØD | C | | E | F | F1 | H | Kg |
|---|---|---|---|---|---|---|---|
| 4 | M5x0.8 | **6801 04 19** | 3 | 8 | 2.5 | 14 | 0.003 |
| | G1/8 | **6801 04 10** | 5.5 | 13 | 3 | 11.5 | 0.007 |
| | G1/4 | **6801 04 13** | 5.5 | 16 | 3 | 10.5 | 0.011 |
| 6 | M5x0.8 | **6801 06 19** | 3 | 10 | 2.5 | 16 | 0.005 |
| | G1/8 | **6801 06 10** | 4.5 | 13 | 4 | 13 | 0.007 |
| | G1/4 | **6801 06 13** | 5.5 | 16 | 4 | 12.5 | 0.011 |
| 8 | G1/8 | **6801 08 10** | 4.5 | 13 | 5 | 20.5 | 0.011 |
| | G1/4 | **6801 08 13** | 5.5 | 16 | 6 | 19.5 | 0.016 |
| | G3/8 | **6801 08 17** | 5.5 | 20 | 6 | 18 | 0.022 |
| 10 | G1/4 | **6801 10 13** | 5.5 | 16 | 7 | 23 | 0.018 |
| | G3/8 | **6801 10 17** | 5.5 | 20 | 8 | 19.5 | 0.021 |
| | G1/2 | **6801 10 21** | 7 | 24 | 8 | 18 | 0.033 |
| 12 | G3/8 | **6801 12 17** | 5.5 | 20 | 9 | 27 | 0.029 |
| | G1/2 | **6801 12 21** | 7 | 24 | 10 | 22.5 | 0.035 |

## 6814 Stud Fitting, Female BSPP Thread

Chemical nickel-plated brass, EPDM

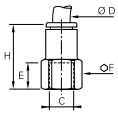


| ØD | C | | E | F | H | Kg |
|---|---|---|---|---|---|---|
| 4 | G1/8 | **6814 04 10** | 9.5 | 13 | 22.5 | 0.010 |
| 6 | G1/8 | **6814 06 10** | 9.5 | 13 | 24.5 | 0.011 |
| | G1/4 | **6814 06 13** | 13.5 | 16 | 28.5 | 0.017 |
| 8 | G1/8 | **6814 08 10** | 9.5 | 13 | 29 | 0.015 |
| | G1/4 | **6814 08 13** | 13.5 | 16 | 33 | 0.021 |
| | G3/8 | **6814 08 17** | 14 | 19 | 34 | 0.025 |
| 10 | G1/4 | **6814 10 13** | 13.5 | 16 | 36 | 0.027 |
| | G3/8 | **6814 10 17** | 14 | 19 | 36 | 0.027 |
| | G1/2 | **6814 10 21** | 19.5 | 24 | 41.5 | 0.048 |
| 12 | G3/8 | **6814 12 17** | 14 | 19 | 40 | 0.033 |
| | G1/2 | **6814 12 21** | 19.5 | 24 | 45.5 | 0.052 |

## Applications Overview for Medical and Clean Room Environments

## 6899 Stud Elbow, Male BSPP and Metric Thread

Bio-based polymer, chemical nickel-plated brass, EPDM

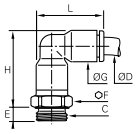


| ØD | C | | E | F | G | H | L | Kg |
|---|---|---|---|---|---|---|---|---|
| 4 | M5x0.8 | 6899 04 19 | 3.5 | 8 | 8.5 | 23 | 19 | 0.002 |
| | G1/8 | 6899 04 10 | 4.5 | 13 | 8.5 | 22.5 | 19 | 0.006 |
| | G1/4 | 6899 04 13 | 5.5 | 16 | 8.5 | 22.5 | 19 | 0.011 |
| 6 | M5x0.8 | 6899 06 19 | 3.5 | 10 | 10.5 | 26.5 | 22.5 | 0.003 |
| | G1/8 | 6899 06 10 | 4.5 | 13 | 10.5 | 26.5 | 22.5 | 0.006 |
| | G1/4 | 6899 06 13 | 5.5 | 16 | 10.5 | 26.5 | 22.5 | 0.011 |
| 8 | G1/8 | 6899 08 10 | 4.5 | 13 | 13.5 | 35 | 29.5 | 0.009 |
| | G1/4 | 6899 08 13 | 5.5 | 16 | 13.5 | 33 | 29.5 | 0.012 |

The body swivels for positioning purposes.

## 6806 Equal Tube-to-Tube Connector

Bio-based polymer, EPDM

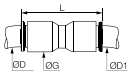


| ØD | ØD1 | | G | L | Kg |
|---|---|---|---|---|---|
| 4 | 4 | 6806 04 00 | 8.5 | 26.5 | 0.002 |
| 6 | 6 | 6806 06 00 | 10.5 | 30 | 0.004 |
| 8 | 8 | 6806 08 00 | 13.5 | 37 | 0.004 |
| 10 | 10 | 6806 10 00 | 16 | 42 | 0.009 |
| 12 | 12 | 6806 12 00 | 19 | 50.5 | 0.009 |

## 6802 Equal Elbow

Bio-based polymer, EPDM

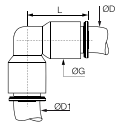


| ØD | ØD1 | | G | L | Kg |
|---|---|---|---|---|---|
| 4 | 4 | 6802 04 00 | 8.5 | 19 | 0.002 |
| 6 | 6 | 6802 06 00 | 10.5 | 24 | 0.004 |
| 8 | 8 | 6802 08 00 | 13.5 | 29 | 0.004 |
| 10 | 10 | 6802 10 00 | 16 | 34.5 | 0.005 |
| 12 | 12 | 6802 12 00 | 19 | 40.5 | 0.010 |

## 6804 Equal Tee

Bio-based polymer, EPDM

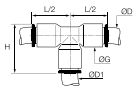


| ØD | ØD1 | | G | H | L/2 | Kg |
|---|---|---|---|---|---|---|
| 4 | 4 | 6804 04 00 | 8.5 | 20 | 15.5 | 0.004 |
| 6 | 6 | 6804 06 00 | 10.5 | 23 | 18 | 0.006 |
| 8 | 8 | 6804 08 00 | 13.5 | 29 | 22.5 | 0.006 |
| 10 | 10 | 6804 10 00 | 16 | 34.5 | 26.5 | 0.009 |
| 12 | 12 | 6804 12 00 | 19 | 40 | 31 | 0.014 |

## 6840 Equal Single Y Piece

Bio-based polymer, EPDM

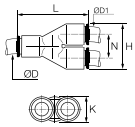


| ØD | ØD1 | | H | K | L | N | Kg |
|---|---|---|---|---|---|---|---|
| 4 | 4 | 6840 04 00 | 17.5 | 8.5 | 30 | 9 | 0.004 |
| 6 | 6 | 6840 06 00 | 21.5 | 10.5 | 36.5 | 11 | 0.008 |
| 8 | 8 | 6840 08 00 | 28 | 13.5 | 44.5 | 14.5 | 0.007 |
| 10 | 10 | 6840 10 00 | 33 | 16 | 53 | 17 | 0.010 |
| 12 | 12 | 6840 12 00 | 39 | 19 | 60.5 | 20 | 0.025 |

## Complementary Products for LF 6800 Push-In Fittings

### PU & PFA Tubing

### Cartridges for $O_2$ Applications

Upon Request Only

### Universal Customised Series Ball Valves, $O_2$ Applications

With Suffix 30

### Function Fittings for $O_2$ Applications

Upon Request Only

## 6816 Equal Bulkhead Connector

Bio-based polymer, EPDM

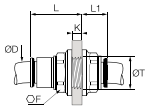


| ØD | | F | K max | L | L1 | ØT min | Kg |
|---|---|---|---|---|---|---|---|
| 4 | 6816 04 00 | 13 | 5.5 | 15.5 | 10.5 | 10.5 | 0.018 |
| 6 | 6816 06 00 | 15 | 8.5 | 20 | 10 | 12.5 | 0.004 |
| 8 | 6816 08 00 | 18 | 14.5 | 27 | 10.5 | 15.5 | 0.007 |
| 10 | 6816 10 00 | 22 | 14.5 | 30 | 13 | 18.5 | 0.012 |
| 12 | 6816 12 00 | 26 | 18.5 | 35 | 15.5 | 22.5 | 0.020 |

## 6866 Plug-In Reducer

Bio-based polymer, EPDM

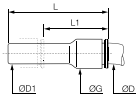


| ØD | ØD1 | | G | L | L1 | Kg |
|---|---|---|---|---|---|---|
| 4 | 6 | 6866 04 06 | 8.5 | 38 | 23.5 | 0.004 |
| 6 | 8 | 6866 06 08 | 10.5 | 38 | 20 | 0.004 |
| | 10 | 6866 06 10 | 10.5 | 39 | 17.5 | 0.002 |
| 8 | 10 | 6866 08 10 | 13.5 | 48.5 | 28.5 | 0.009 |
| | 12 | 6866 08 12 | 13.5 | 48.5 | 24.5 | 0.004 |

## 6882 Equal and Unequal Plug-In Elbow

Bio-based polymer, EPDM

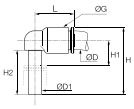


| ØD | ØD1 | | G | H | H1 | H2 | L | Kg |
|---|---|---|---|---|---|---|---|---|
| 4 | 4 | 6882 04 00 | 8.5 | 23 | 6 | 15.5 | 15 | 0.005 |
| | 6 | 6882 04 06 | 10.5 | 26.5 | 7 | 17 | 16.5 | 0.002 |
| 6 | 6 | 6882 06 00 | 10.5 | 26.5 | 7 | 17 | 17 | 0.003 |
| | 8 | 6882 06 08 | 13.5 | 33.5 | 8 | 21.5 | 22.5 | 0.004 |
| 8 | 8 | 6882 08 00 | 13.5 | 33.5 | 8 | 21.5 | 22.5 | 0.004 |

The reference in diameter 4mm is not grooved in standard version

## 6826 Blanking Plug

Bio-based polymer

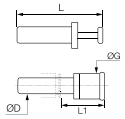


| ØD | | G | L | L1 | Kg |
|---|---|---|---|---|---|
| 4 | 6826 04 00 | 6 | 30 | 15.5 | 0.001 |
| 6 | 6826 06 00 | 8 | 33 | 16.5 | 0.001 |
| 8 | 6826 08 00 | 10 | 35 | 17.5 | 0.002 |
| 10 | 6826 10 00 | 12 | 42 | 21 | 0.003 |
| 12 | 6826 12 00 | 14 | 45 | 22 | 0.004 |

## 6888 Plug-In Equal Branch Tee

Bio-based polymer, EPDM

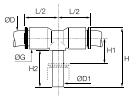


| ØD | ØD1 | | G | H | H1 | H2 | L/2 | Kg |
|---|---|---|---|---|---|---|---|---|
| 4 | 4 | 6888 04 00 | 8.5 | 25 | 6 | 15.5 | 15 | 0.005 |
| 6 | 6 | 6888 06 00 | 10.5 | 28.5 | 7 | 17 | 16 | 0.006 |
| 8 | 8 | 6888 08 00 | 13.5 | 33.5 | 8 | 21.5 | 23 | 0.005 |

## 6883 Plug-In Equal Run Tee

Bio-based polymer, EPDM

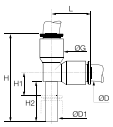


| ØD | ØD1 | | G | H | H1 | H2 | L | Kg |
|---|---|---|---|---|---|---|---|---|
| 4 | 4 | 6883 04 00 | 8.5 | 33 | 6 | 15.5 | 15 | 0.002 |
| 6 | 6 | 6883 06 00 | 10.5 | 38.5 | 7 | 17 | 18 | 0.002 |
| 8 | 8 | 6883 08 00 | 13.5 | 49 | 8 | 21.5 | 23 | 0.005 |

## 6819 Stud Elbow, Male BSPP and Metric Thread

Technical polymer, Nickel-plated brass, NBR

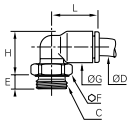


| ØD | C | | E | F | G | H | L | Kg |
|---|---|---|---|---|---|---|---|---|
| 4 | M5x0.8 | 6819 04 19 | 3.5 | 8 | 8.5 | 13.5 | 14 | 0.002 |
| | G1/8 | 6819 04 10 | 5 | 13 | 8.5 | 13 | 14 | 0.006 |
| | G1/4 | 6819 04 13 | 5.5 | 16 | 8.5 | 13 | 14 | 0.011 |
| 6 | M5x0.8 | 6819 06 19 | 3.5 | 8 | 10.5 | 15.5 | 16 | 0.003 |
| | G1/8 | 6819 06 10 | 5 | 13 | 10.5 | 15 | 16 | 0.006 |
| | G1/4 | 6819 06 13 | 5.5 | 16 | 10.5 | 15 | 16 | 0.011 |
| 8 | G1/8 | 6819 08 10 | 4.5 | 13 | 13.5 | 20.5 | 23 | 0.009 |
| | G1/4 | 6819 08 13 | 5.5 | 16 | 13.5 | 18.5 | 23 | 0.012 |
| 10 | G1/4 | 6819 10 13 | 5.5 | 16 | 16 | 23.5 | 26.5 | 0.014 |

The body swivels for positioning purposes.
*Bi-material seal

# LF 6100 Push-In Fittings

Dedicated to lubrication and vacuum systems, this technology secures the connection and sealing performance at high pressures.

**Ø metric:**
4 to 10 mm

## Technical Characteristics

- **Compatible Fluids:** Lubricants, compressed air, vacuum, other fluids and compatible gases
- **Working Pressure:** Vacuum to 60 bar
- **Working Temperature:** -40°C to +120°C

| | Thread | M6 x1 | M8 x1 | M8 x1.25 | M10 x1 | M12 x1 | M14 x1.5 | R 1/8 | R 1/4 |
|---|---|---|---|---|---|---|---|---|---|
| **Max./Min. Tightening Torques (daN.m)** | Taper | 0.2/ 0.6 | 0.2/ 1.2 | 0.2/ 1 | 0.2/ 1.2 | 0.2/ 2 | 0.5/ 1.5 | 0.2/ 1.0 | 0.5/ 1.5 |
| | Parallel | - | 0.6/ 1 | - | 0.6/ 1 | 1.8/ 2.2 | - | - | - |

Reliable performance is dependent upon the type of fluid conveyed, component materials and tubing being used.

Use is guaranteed with a vacuum of 755 mm Hg (99% vacuum).

## Component Materials

**Silicone-free**

## Advantages

- Sealing guaranteed by 3 seals
- Tube cannot be disconnected without the use of a spanner
- Up to 60 bar, with rigid polymer or grooved metal tubing

## Regulations

- **PED**
- **RoHS**
- **REACH**

## 6105 Stud Fitting, Male BSPT and Taper Metric Thread

Brass, NBR

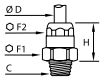


| ØD | C | | F1 | F2 | H | Kg |
|---|---|---|---|---|---|---|
| 4 | M6x1 | **6105 04 52** | 13 | 11 | 16.5 | 0.013 |
| | M8x1 | **6105 04 56** | 13 | 11 | 14.5 | 0.012 |
| | M8x1.25 | **6105 04 57** | 13 | 11 | 14.5 | 0.012 |
| | M10x1 | **6105 04 60** | 13 | 11 | 14.5 | 0.015 |
| | R1/8 | **6105 04 10** | 13 | 11 | 14.5 | 0.014 |
| | R1/4 | **6105 04 13** | 14 | 11 | 12.5 | 0.018 |
| 6 | M10x1 | **6105 06 60** | 17 | 14 | 16.5 | 0.024 |
| | R1/8 | **6105 06 10** | 17 | 14 | 17.5 | 0.026 |
| | R1/4 | **6105 06 13** | 17 | 14 | 16.5 | 0.029 |
| 8 | M12x1 | **6105 08 65** | 19 | 21 | 24 | 0.041 |
| 10 | M14x1.5 | **6105 10 71** | 22 | 24 | 26 | 0.005 |

## 6101 Stud Fitting, Male Parallel and Metric Thread

Brass, NBR

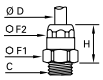


| ØD | C | | F1 | F2 | H | Kg |
|---|---|---|---|---|---|---|
| 4 | M10x1 | **6101 04 60** | 13 | 11 | 14 | 0.014 |
| 6 | M10x1 | **6101 06 60** | 17 | 14 | 17.5 | 0.026 |
| | M12x1 | **6101 06 65** | 17 | 14 | 16.5 | 0.025 |

## 6114 Stud Fitting, Female Metric Parallel Thread

Brass, NBR

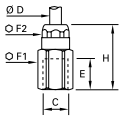


| ØD | C | | E | F1 | F2 | H | Kg |
|---|---|---|---|---|---|---|---|
| 4 | M8x1 | **6114 04 56** | 8 | 13 | 11 | 25.5 | 0.021 |
| 6 | M8x1 | **6114 06 56** | 8 | 17 | 14 | 28.5 | 0.043 |

## 6179 Stud Elbow, Male BSPT and Taper Metric Thread

Brass, NBR

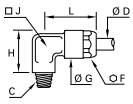


| ØD | C | | F | G | H | J | L | Kg |
|---|---|---|---|---|---|---|---|---|
| 4 | M6x1 | **6179 04 52** | 11 | 12.5 | 14.5 | 8 | 20 | 0.017 |
| | M8x1 | **6179 04 56** | 11 | 12.5 | 14.5 | 8 | 20 | 0.018 |
| | M8x1.25 | **6179 04 57** | 11 | 12.5 | 15 | 8 | 20 | 0.017 |
| | M10x1 | **6179 04 60** | 11 | 12.5 | 15.5 | 8 | 20 | 0.019 |
| | R1/8 | **6179 04 10** | 11 | 12.5 | 15 | 8 | 20 | 0.019 |
| | R1/4 | **6179 04 13** | 11 | 12.5 | 17 | 10 | 20 | 0.030 |
| 6 | M10x1 | **6179 06 60** | 14 | 16 | 18 | 10 | 25.5 | 0.033 |
| | M12x1 | **6179 06 65** | 14 | 16 | 18 | 10 | 25.5 | 0.032 |
| | R1/8 | **6179 06 10** | 14 | 16 | 18 | 10 | 25.5 | 0.035 |
| | R1/4 | **6179 06 13** | 14 | 16 | 19 | 10 | 25.5 | 0.036 |
| 8 | M12x1 | **6179 08 65** | 17 | 19 | 17.5 | 12 | 30 | 0.054 |

## 6106 Tube-to-Tube Connector

Brass, NBR

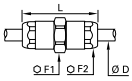


| ØD | | F1 | F2 | L | Kg |
|---|---|---|---|---|---|
| 4 | 6106 04 00 | 13 | 11 | 34 | 0.025 |
| 6 | 6106 06 00 | 17 | 14 | 39 | 0.044 |
| 8 | 6106 08 00 | 19 | 17 | 46 | 0.069 |

## 6104 Equal Tee

Brass, NBR

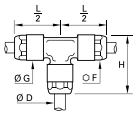


| ØD | | F | G | H | L/2 | Kg |
|---|---|---|---|---|---|---|
| 4 | 6104 04 00 | 11 | 12.5 | 26.5 | 20 | 0.034 |
| 6 | 6104 06 00 | 14 | 16 | 36 | 25.5 | 0.081 |
| 8 | 6104 08 00 | 17 | 19 | 39 | 30 | 0.111 |

## 0138 Copper Washer

Copper

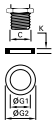


| C | | G1 | G2 | K | Kg |
|---|---|---|---|---|---|
| M6 | 0138 06 00 | 6.2 | 9.9 | 1 | 0.033 |
| M8 | 0138 08 00 | 8.2 | 11.4 | 1 | 0.001 |
| G1/8 | 0138 10 00 | 10.2 | 13.4 | 1 | 0.001 |
| M12 | 0138 12 00 | 12.2 | 15.4 | 1.5 | 0.001 |
| M14 | 0138 14 00 | 14.2 | 17.9 | 1.5 | 0.001 |
| M16 | 0138 16 00 | 16.2 | 19.9 | 1.5 | 0.001 |
| M18 | 0138 18 00 | 18.2 | 21.9 | 1.5 | 0.001 |
| M20 | 0138 20 00 | 20.2 | 23.9 | 1.5 | 0.001 |
| M22 | 0138 22 00 | 22.2 | 26.9 | 1.5 | 0.002 |
| M24 | 0138 24 00 | 24.3 | 28.9 | 2 | 0.003 |
| M26 | 0138 26 00 | 26.3 | 30.9 | 2 | 0.003 |
| M30 | 0138 30 00 | 30.3 | 37.9 | 2 | 0.004 |
| M36 | 0138 36 00 | 36.3 | 41.9 | 2 | 0.005 |
| G1/4 | 0138 13 00 | 13.2 | 17.9 | 1.5 | 0.001 |
| G3/8 | 0138 17 00 | 17.2 | 20.9 | 1.5 | 0.001 |
| G1/2 | 0138 21 00 | 21.1 | 25.9 | 1.5 | 0.002 |
| G3/4 | 0138 27 00 | 27.3 | 31.9 | 2 | 0.003 |
| G1 | 0138 33 00 | 33.3 | 38.9 | 2 | 0.005 |
| G1 1/4 | 0138 42 00 | 42.3 | 48.9 | 2 | 0.007 |
| G2 | 0138 60 00 | 60.5 | 67.8 | 2.5 | 0.014 |

DIN 7603
ISO 65061

# Accessories for Push-In Fittings

These accessories are designed to improve safety and circuit identification.

**Ø metric:** 4 to 16 mm
**Ø inch:** 1/4" to 1/2"

## Technical Characteristics

- **Compatible Ranges:** LF 3000®, LIQUIfit®
- **Working Temperature:** -20°C to +95°C
- **Component Materials:** Tamper-proof safety clip, release button cover, clip: technical polymer

## Advantages

**Safety**:
- Protection of operators and equipment
- Prevents accidental disconnection

**Identification:**
- 6 colour coding for fluid circuit identification
- Easy disconnection with dismounting tool

## 3130 Tamper-Proof Safety Clip

Technical polymer

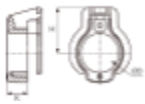

| ØD | | | | | | | H | K | Kg |
|---|---|---|---|---|---|---|---|---|---|
| 4 | | 3130 04 02 | 3130 04 03 | 3130 04 04 | 3130 04 05 | | 6.6 | 3 | 0.001 |
| 6 | 3130 06 01 | | 3130 06 03 | 3130 06 04 | 3130 06 05 | 3130 06 10 | 7.8 | 3.1 | 0.001 |
| 8 | 3130 08 01 | 3130 08 02 | 3130 08 03 | 3130 08 04 | 3130 08 05 | 3130 08 10 | 9.5 | 4.3 | 0.001 |
| 10 | 3130 10 01 | 3130 10 02 | 3130 10 03 | 3130 10 04 | 3130 10 05 | 3130 10 10 | 10.8 | 4.2 | 0.002 |
| 12 | 3130 12 01 | | 3130 12 03 | 3130 12 04 | 3130 12 05 | 3130 12 10 | 12.5 | 5.1 | 0.003 |
| 14 | 3130 14 01 | | 3130 14 03 | | | | 15 | 6 | 0.004 |
| 16 | | | 3130 16 03 | | | | 27 | 1.7 | 0.004 |
| 1/4 | 3130 56 01 | | 3130 56 03 | 3130 56 04 | | 3130 56 10 | 8 | 3 | 0.001 |
| 3/8 | 3130 60 01 | | | | | | 11 | 4 | 0.001 |
| 1/2 | | | 3130 62 03 | 3130 62 04 | | | 14 | 6 | 0.004 |

# Installation Process

### Tamper-Proof Safety Clip

**1.** Assemble the clip

**2.** Connect the tube

**3.** Cut the clip with pliers

**4.** Remove the clip

**5.** Release the tube

### Coloured Release Button Covers

Coloured release button covers can be mounted on LF 3000® and LIQUIfit® fittings, supplied fitted with manual release buttons.

5 colours are available and allows colour coding to be used throughout circuits.

### Disconnection Tool

In cases where access is difficult, this tool can be particularly useful.

### Clip Strips

Clips are also designed to fix LF 3000® fittings in series within a minimum of space.

## CLIP Clip Strip for Tubing and Fittings

Technical polymer

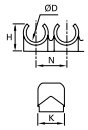


| ØD | | Number of Outlets | H | K | N | Kg |
|---|---|---|---|---|---|---|
| 4 | CLIP 04 00 | 8 | 9 | 13.5 | 10.5 | 0.007 |
| 6 | CLIP 06 00 | 8 | 10.5 | 13 | 10.5 | 0.008 |
| 8 | CLIP 08 00 | 7 | 12.5 | 10.5 | 12 | 0.007 |
| 10 | CLIP 10 00 | 6 | 14 | 12 | 15 | 0.005 |
| 12 | CLIP 12 00 | 5 | 16.5 | 14 | 16.5 | 0.009 |
| 14 | CLIP 14 00 | 4 | 18 | 16 | 20.5 | 0.009 |

Delivered in boxes of 10 strips of the same diameter (complete with self-tapping screws of 9,5 mm length)These clips can be used with metric or inch tubing.

## 3000 70 Disconnection Tool

Treated steel

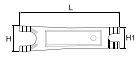


| | H | H1 | L | Kg |
|---|---|---|---|---|
| 3000 70 00 | 25 | 20 | 96 | 0.021 |

For disconnecting LF 3000® tubing/fittings where access is difficult, we recommend the use of this disconnection tool.

## 3110 Coloured Release Button Covers

Technical polymer

| ØD | ○ | ● | ● | ● | ● | Kg |
|---|---|---|---|---|---|---|
| 4 | 3110 04 00 | 3110 04 02 | 3110 04 03 | 3110 04 04 | 3110 04 05 | 0.001 |
| 6 | 3110 06 00 | 3110 06 02 | 3110 06 03 | 3110 06 04 | 3110 06 05 | 0.001 |
| 8 | 3110 08 00 | 3110 08 02 | 3110 08 03 | 3110 08 04 | 3110 08 05 | 0.001 |
| 10 | 3110 10 00 | 3110 10 02 | 3110 10 03 | 3110 10 04 | 3110 10 05 | 0.001 |
| 12 | 3110 12 00 | 3110 12 02 | 3110 12 03 | 3110 12 04 | 3110 12 05 | 0.001 |
| 14 | 3110 14 00 | 3110 14 02 | 3110 14 03 | 3110 14 04 | | 0.002 |
| 1/4 | | 3110 56 02 | 3110 56 03 | 3110 56 04 | | 0.001 |
| 3/8 | 3110 60 00 | | | 3110 60 04 | 3110 60 05 | 0.001 |

## 0605 Fluoropolymer Tape

FKM

| | Kg |
|---|---|
| 0605 12 12 | 0.012 |

Can be used for temperatures from - 250°C to +260°C.
Chemically inert and resistant to gases, acids, solvents, hydrocarbons, oils, alkalines, steam etc.
Non-toxic, waterproof, self-lubricating. In accordance with CFR21.Can be used on all materials.
Used to facilitate the preparation of leak-free threaded joints.
Supplied on a reel, length = 12 m, width = 12.7 mm, thickness 0.08 mm.