

Kunststoff Flip

Verschraubungen

























Plastique Flip

Raccords

Plastic Flip

Unions



	Seite/Page/Page		Seite/Page/Page		Seite/Page/Page
Abschlusszapfen Bouchon d'arrêt Plug	428 	Einschraubwinkel Coude mâle Male elbow	434 	Y-Verbindung Y égal Y connector	439 
Gerade Verbindung Union double Straight connector	429 	Einschraubwinkel überlang Coude mâle prolongé Male elbow extended	434 	Y-Einschraubverbindung Y mâle Y connector male	440 
Gerade Verbindung reduziert Union double réduite Straight connector reduced	429 	Einstellwinkel Coude enfichable Adjustable elbow	435 	Einschraubwinkel 45° Coude mâle 45° Male elbow 45°	440 
Einschraubverbindung Union mâle Male connector	430 	Einstellwinkel reduziert Coude enfichable réduit Adjustable elbow reduced	435 	Y-Einsteckverbinder Y enfichable Y connector	441 
Aufschraubgewinde kegelig Filetage femelle conique Tapered adaptor thread	431 	Schwenkverbindung Coude banjo Banjo connector	436 	Einschraubverbindung drehbar Union mâle rotatif Male connector rotary	443 
Gerade Schottverbindung Union double pour passage de cloison Panel mount connector	431 	T-Verbindung Té égal Tee connector	437 	Einschraubwinkel drehbar Coude mâle rotatif Male elbow connector rotary	443 
Gerade Einsteckreduzierung Réduction droite enfichable Reduction connector	432 	T-Einschraubverbindung Té mâle Male tee	438 	Einschraubverbindung mit Rückschlagventil Union mâle avec auto obturant Straight connector with non-return valve	444 
Winkelverbindung Coude égal Elbow connector	433 	L-Einschraubverbindung Té mâle L Male tee L	438 	Schwenkbares Drosselrückschlagventil Banjo à passage réglable Swivel speed controller	446 

Führungshülse / Guide / Guide
Spannring / Douille / Collet
Spannzange / Griffes / Chuck

Verwendung von Nylon- und Polyurethanschläuchen
 Hohe Rückhaltekraft
 Utilisation de tubes nylon et polyuréthane
 Effort de maintien
 Accepts nylon, soft nylon and polyurethane tubes
 Has large retaining force

Spezialdichtung / Joint profilé / Packing

Für grossen Druckbereich von 1 bar bis 10 bar geeignet. Die Spezialdichtung gewährleistet gute Dichtheit, verbunden mit geringem Widerstand beim Einfügen des Schlauches.
 Large plage de pression du vide de 1 bar à 10 bar
 L'utilisation d'un profil spécial assure l'étanchéité et réduit l'effort à l'insertion du tube.
 Can be used for a wide range of pressure 1 bar to 10 bar. The use of a special profile ensures positive sealing and reduced resistance when the tube is being inserted.

Druckring / Collettere / Release button

Leicht lösbar
 Beim Betätigen des Druckrings wird die Spannzange gelöst, damit der Schlauch ohne Beschädigung entfernt werden kann.
 Faible force de dégagement
 Une simple pression manuelle sur la collettere permet de dégager des griffes et de libérer le tube en évitant toute rayure.
 Low disconnection force
 When the fitting is removed from the tubing, the chuck and collet are released, thus preventing them from biting into the tube to an unnecessary degree.

Kunststoffschlauch / Tube / Tube

(nur kalibrierte Schläuche verwenden)
 (n'utiliser que des tubes calibrés)
 (use only calibrated tubes)

Körper / Corps / Body
O-Ring / Joint torique / O-ring
Anschlussstück mit Gewinde / Manchon fileté / Stud

- Kleiner Einbauraum
- schwenkbar
- mit Dichtung (M3, M5 zylindrisch) oder PTFE beschichtet (R 1/8 konisch)
- Raccordement dans les espaces réduits
- Corps orientable
- Joint plat (M3, M5 cylindrique) ou filetage revêtu avec PTFE (R 1/8 conique)
- Effective when piping in a confined space
- The body and threaded portion can turn independently
- With O-ring (M3, M5 cylindrical) or PTFE coated (R 1/8 taper)

© by SERTO AG, Switzerland

Technische Daten / Données techniques / Technical notes

Medium / Fluide / Operating fluid	Druckluft, Wasser ¹⁾ /Air comprimé, eau ¹⁾ /Compressed air, water ¹⁾	
Betriebsdruckbereich / Pression de fonctionnement / Operating pressure range	1 bar - 10 bar	
Prüfdruck / Pression d'épreuve / Proof pressure	30 bar	
Betriebstemperaturbereich / Température de fonctionnement / Ambient and fluid temperature	0°C - +60°C (Wasser/Eau/Water: +5 °C - +40 °C)	
Anschlussmöglichkeiten	M5	mit Dichtung / avec joint / with O-ring
Connexions	1/8 - 1/2 konisch / conique / taper thread	PTFE beschichtet / revêtement PTFE / PTFE coated
Connections	Kunststoffschlauch / Tube / plastic tube	metrisch / métrique / metric

¹⁾ Kein Trinkwasser! Druckspitzen müssen kleiner als der max. zulässige Betriebsdruck sein.

¹⁾ Eau non potable. La pointe de pression doit être inférieure à celle de la pression de fonctionnement max.

¹⁾ Applicable for general industry water. Surge pressure must be under the max. operating pressure.

Material / Matière / Material

Körper / Corps / Body	PBT
Anschlusskörper / Manchon fileté / Stud	Messing / laiton / brass
Spannzange / Griffes / Chuck	Edelstahl / acier inoxydable / stainless steel Messing / laiton / brass
Führungshülse / Guide / Guide	Edelstahl / acier inoxydable / stainless steel Messing / laiton / brass
Spannring, Druckring / Douille, collettere / Collet, release button	POM
Dichtungen / Joint / Packing, O-ring	NBR

Kunststoffschläuche / Tubes applicables / Applicable tubes

Material Matière Material	Polyamid PA 11w/12w, Polyurethan Polyamide PA 11w/12w, Polyurethane Polyamide PA 11w/12w, Polyurethane
Aussendurchmesser / Diamètre extérieur du tube / Tube o.d.	4, 6, 8, 10, 12

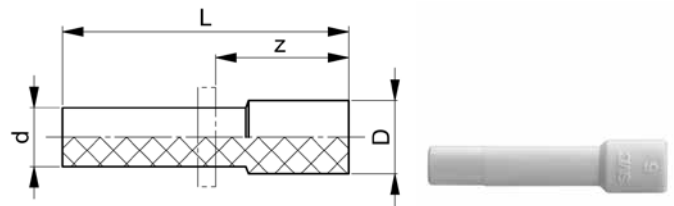
- Schnelle Montage und Demontage
- Für grossen Druckbereich von 1 bar bis 10 bar geeignet
- Verwendung von Nylon- und Polyurethanschläuchen

- Montage et démontage économique
- Pour une large plage de pression 1 bar à 10 bar
- Utilisation de tubes nylon ou polyuréthane

- Quick assembling and disassembling
- Can be used for wide range of pressure 1 bar to 10 bar
- Accepts nylon and polyurethane tubes

Abschlusszapfen
Bouchon d'arrêt
Plug

FP 30002

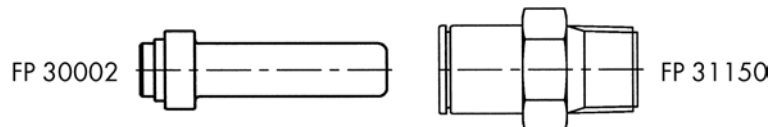


Type -d	Mat.-Nr.	L	D	z	g/Stk
FP 30002-4	TFP.300.0400	32.0	6.0	16.0	1
FP 30002-6	TFP.300.0600	35.0	8.0	18.0	1
FP 30002-8	TFP.300.0800	39.0	10.0	20.5	2
FP 30002-10	TFP.300.1000	43.0	12.0	22.0	4
FP 30002-12	TFP.300.1200	45.0	14.0	24.0	5

Anwendungsbeispiele:

Exemples d'utilisation:

Sample combinations:

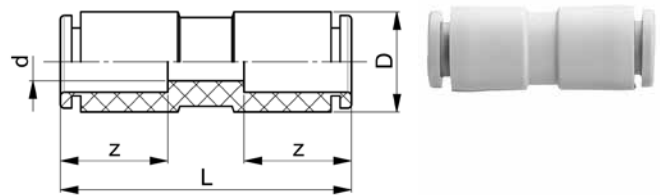


Den Abschlusszapfen FP 30002 bis zum Anschlag in den SERTO-Flip einführen. Zur Demontage Druckring leicht andrücken und Abschlusszapfen herausziehen.

Introduire le bouchon d'arrêt FP 30002 jusqu'au fond dans le SERTO-Flip. Pour démonter, presser légèrement le poussoir manuel et sortir le bouchon d'arrêt du SERTO-Flip.

Insert the plug FP 30002 and push it all the way into the SERTO-Flip fitting. To dismantle press the release button and withdraw the plug.

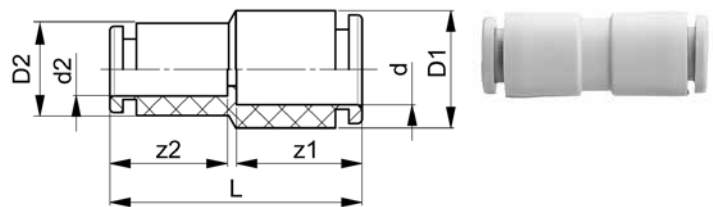
Gerade Verbindung
Union double
Straight connector



FP 31050

Type -d	Mat.-Nr.	L	D	z	g/Stk
FP 31050-4	TFP.310.0400	27.6	8.2	13.3	3
FP 31050-6	TFP.310.0600	27.6	10.4	13.3	4
FP 31050-8	TFP.310.0800	29.4	13.3	14.2	4
FP 31050-10	TFP.310.1000	32.2	15.9	15.6	6
FP 31050-12	TFP.310.1200	35.0	18.5	17.0	8

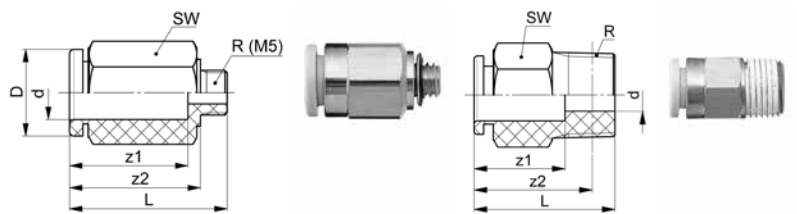
**Gerade Verbindung redu-
 ziert**
Union double réduite
Straight connector reduced



FP 31050 RED

Type -d -d2	Mat.-Nr.	L	D1	D2	z1	z2	g/Stk
FP 31050-6-4	TFP.310.0604	27.6	10.4	8.2	13.3	13.3	4
FP 31050-8-6	TFP.310.0806	28.5	13.3	10.4	14.2	13.3	3
FP 31050-10-8	TFP.310.1008	30.8	15.9	13.2	15.6	14.2	5
FP 31050-12-10	TFP.310.1210	33.6	18.5	15.9	17.0	15.6	7

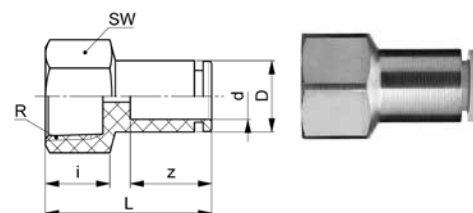
Einschraubverbindung
Union mâle
Male connector



FP 31150

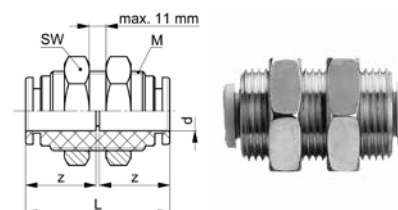
Type -d-R	Mat.-Nr.	SW	L	D	z1	z2	g/Stk
FP 31150-4 M5	TFP.311.0441	8	17.7	7.7	13.3	14.7	3
FP 31150-6-M5	TFP.311.0641	10	17.7	9.7	13.3	14.7	4
FP 31150-4-1/8	TFP.311.0411	10	14.3	7.7	13.3	11.2	6
FP 31150-4-1/4	TFP.311.0412	14	16.7	7.7	13.3	12.0	15
FP 31150-6-1/8	TFP.311.0611	12	18.5	9.7	13.3	15.3	6
FP 31150-6-1/4	TFP.311.0612	14	16.7	9.7	13.3	12.0	13
FP 31150-6-3/8	TFP.311.0613	17	18.1	9.7	13.3	13.0	25
FP 31150-8-1/8	TFP.311.0811	14	22.5	12.2	14.2	19.4	12
FP 31150-8-1/4	TFP.311.0812	14	22.0	12.2	14.2	17.3	14
FP 31150-8-3/8	TFP.311.0813	17	18.1	12.2	14.2	13.0	21
FP 31150-10-1/8	TFP.311.1011	17	23.8	14.6	15.6	20.7	17
FP 31150-10-1/4	TFP.311.1012	17	27.3	14.6	15.6	22.6	22
FP 31150-10-3/8	TFP.311.1013	17	23.5	14.6	15.6	18.4	23
FP 31150-10-1/2	TFP.311.1014	22	22.3	14.6	15.6	15.9	45
FP 31150-12-1/4	TFP.311.1212	19	28.7	17.0	17.0	24.0	24
FP 31150-12-3/8	TFP.311.1213	19	26.0	17.0	17.0	20.7	25
FP 31150-12-1/2	TFP.311.1214	22	22.3	17.0	17.0	15.9	38

Aufschraubgewinde kegelig
Taraudage femelle conique
Tapered adaptor thread


FP 31250

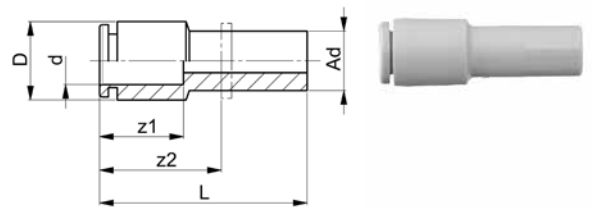
Type -d-R	Mat.-Nr.	SW	L	D	i	z	g/Stk
FP 31250-4-1/8	TFP.312.0411	14	24.0	8.0	8.5	13.3	12
FP 31250-4-1/4	TFP.312.0412	17	29.0	8.0	13.0	13.3	22
FP 31250-6-1/8	TFP.312.0611	14	23.3	10.0	8.5	13.3	12
FP 31250-6-1/4	TFP.312.0612	17	28.5	10.0	13.0	13.3	22
FP 31250-6-3/8	TFP.312.0613	19	30.0	10.0	12.7	13.3	23
FP 31250-8-1/8	TFP.312.0811	14	24.0	12.5	8.5	14.2	13
FP 31250-8-1/4	TFP.312.0812	17	29.0	12.5	12.2	14.2	22
FP 31250-8-3/8	TFP.312.0813	19	30.5	12.5	13.5	14.2	31
FP 31250-10-1/4	TFP.312.1012	17	30.0	14.8	13.0	15.6	24
FP 31250-10-3/8	TFP.312.1013	19	31.3	14.8	13.3	15.6	26
FP 31250-12-1/4	TFP.312.1212	19	31.0	17.2	12.0	17.0	33
FP 31250-12-3/8	TFP.312.1213	19	32.3	17.2	13.3	17.0	28
FP 31250-12-1/2	TFP.312.1214	24	36.3	17.2	16.0	17.0	46

Gerade Schottverbindung
Union double pour passage de cloison
Panel mount connector


FP 31550

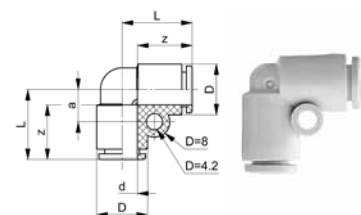
Type -d	Mat.-Nr.	M	SW	L	z	g/Stk
FP 31550-4	TFP.315.0400	12x1	14	27.3	13.3	23
FP 31550-6	TFP.315.0600	14x1	17	27.3	13.3	28
FP 31550-8	TFP.315.0800	16x1	19	29.2	14.2	34
FP 31550-10	TFP.315.1000	20x1	24	32.0	15.6	64
FP 31550-12	TFP.315.1200	22x1	27	34.7	17.0	64

Gerade Einsteckreduzierung
Réduction droite enfichable
Reduction connector


FP 31850

Type -d -Ad	Mat.-Nr.	L	D	z1	z2	g/Stk
FP 31850-4-A6	TFP.318.0406	28.7	8.2	13.3	15.3	2
FP 31850-6-A4	TFP.318.0604	33.6	10.4	13.3	20.3	2
FP 31850-6-A8	TFP.318.0608	31.5	10.4	13.3	17.5	2
FP 31850-6-A10	TFP.318.0610	34.0	10.4	13.3	18.4	2
FP 31850-6-A12	TFP.318.0612	35.6	12.0	13.3	18.7	3
FP 31850-8-A10	TFP.318.0810	35.2	13.3	14.2	19.5	3
FP 31850-8-A12	TFP.318.0812	36.5	13.3	14.2	19.5	3
FP 31850-10-A12	TFP.318.1012	39.2	15.9	15.6	22.1	5

Winkelverbindung
Coude égal
Elbow connector

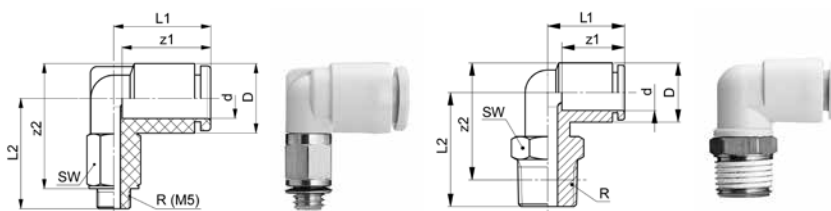

FP 32050

Type -d	Mat.-Nr.	L	D	a	z	g/Stk
FP 32050-4	TFP.320.0400	15.4	8.2	5.7	13.3	4
FP 32050-6	TFP.320.0600	16.2	10.4	6.8	13.3	5
FP 32050-8	TFP.320.0800	18.3	15.2	8.4	14.2	5
FP 32050-10	TFP.320.1000	20.5	15.9	9.7	15.6	7
FP 32050-12	TFP.320.1200	23.0	18.5	10.7	17.0	10

Einschraubwinkel

Coude mâle

Male elbow



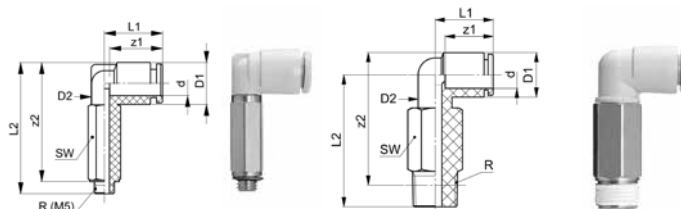
FP 32450

Type -d-R	Mat.-Nr.	SW	L1	L2	D	z1	z2	g/Stk
FP 32450-4-M5	TFP.324.0441	7	15.4	14.7	8.2	13.3	15.9	3
FP 32450-6-M5	TFP.324.0641	7	14.5	16.5	10.4	13.3	18.7	3
FP 32450-4-1/8	TFP.324.0411	10	14.7	16.2	8.2	13.3	17.3	5
FP 32450-4-1/4	TFP.324.0412	14	14.7	21.7	8.2	13.3	21.0	14
FP 32450-6-1/8	TFP.324.0611	10	15.5	17.3	10.4	13.3	19.4	5
FP 32450-6-1/4	TFP.324.0612	14	15.5	22.8	10.4	13.3	23.3	15
FP 32450-6-3/8	TFP.324.0613	17	15.5	24.2	10.4	13.3	24.2	27
FP 32450-8-1/8	TFP.324.0811	10	16.5	18.7	13.3	14.2	22.1	6
FP 32450-8-1/4	TFP.324.0812	14	17.2	25.5	13.3	14.2	27.3	18
FP 32450-8-3/8	TFP.324.0813	17	17.2	25.5	13.3	14.2	27.0	25
FP 32450-10-1/4	TFP.324.1012	17	19.3	28.7	15.9	15.6	32.0	22
FP 32450-10-3/8	TFP.324.1013	17	19.3	29.6	15.9	15.6	32.5	22
FP 32450-12-1/4	TFP.324.1212	17	21.5	30.0	18.5	17.0	34.5	24
FP 32450-12-3/8	TFP.324.1213	17	21.5	30.8	18.5	17.0	35.0	24
FP 32450-12-1/2	TFP.324.1214	22	21.5	35.0	18.5	17.0	37.8	47

Einschraubwinkel überlang

Coude mâle prolongé

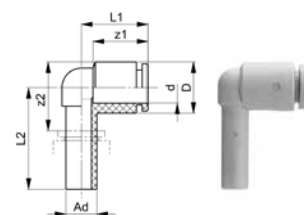
Male elbow extended



FP 32550

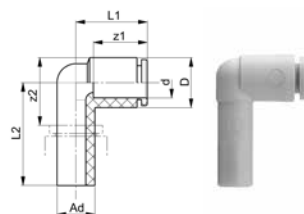
Type -d-R	Mat.-Nr.	SW	L1	L2	D1	D2	z1	z2	g/Stk
FP 32550-4-M5	TFP.325.0441	7	15.4	25.7	8.2	7.0	13.3	26.8	6
FP 32550-6-M5	TFP.325.0641	7	14.5	27.5	10.4	7.0	13.3	29.5	6
FP 32550-4-1/8	TFP.325.0411	10	14.7	30.0	8.2	10.0	13.3	31.0	11
FP 32550-6-1/8	TFP.325.0611	10	15.5	31.0	10.4	10.0	13.3	33.0	12
FP 32550-6-1/4	TFP.325.0612	14	15.5	34.4	10.4	10.0	13.3	35.0	28
FP 32550-8-1/8	TFP.325.0811	10	16.5	32.4	13.3	10.0	14.2	36.0	12
FP 32550-8-1/4	TFP.325.0812	14	17.2	39.0	13.3	12.0	14.2	41.0	40
FP 32550-10-1/4	TFP.325.1012	17	19.3	53.0	15.9	17.0	15.6	56.2	60
FP 32550-10-3/8	TFP.325.1013	17	19.3	48.5	15.9	17.0	15.6	51.5	51
FP 32550-12-1/4	TFP.325.1212	17	21.5	54.2	18.5	17.0	17.0	58.8	61
FP 32550-12-3/8	TFP.325.1213	17	21.5	49.8	18.5	17.0	17.0	54.0	53

Einstellwinkel
Coude enfichable
Adjustable elbow


FP 32650

Type -d -Ad	Mat.-Nr.	L1	L2	D	z1	z2	g/Stk
FP 32650-4-A4	TFP.326.0400	14.5	21.0	8.2	13.3	12.0	2
FP 32650-6-A6	TFP.326.0600	15.4	22.4	10.4	13.3	14.2	4
FP 32650-8-A8	TFP.326.0800	17.2	26.2	13.3	14.2	18.7	3
FP 32650-10-A10	TFP.326.1000	19.3	28.2	15.9	15.6	20.5	5
FP 32650-12-A12	TFP.326.1200	21.5	31.0	18.5	17.0	23.3	7

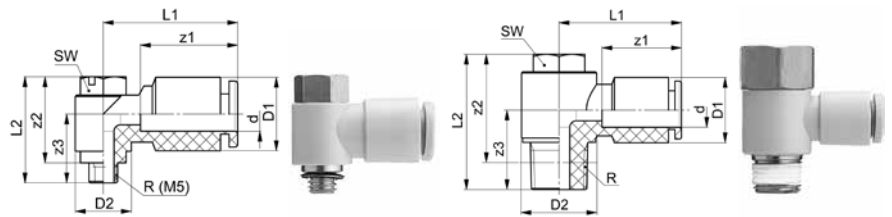
Einstellwinkel reduziert
Coude enfichable réduit
Adjustable elbow reduced


FP 32650 RED

Type -d -Ad	Mat.-Nr.	L1	L2	D	z1	z2	g/Stk
FP 32650-4-A6	TFP.326.0406	14.7	24.5	8.2	13.3	15.5	3
FP 32650-4-A8	TFP.326.0408	14.7	29.5	8.2	13.3	19.4	2
FP 32650-6-A8	TFP.326.0608	15.5	24.2	10.4	13.3	15.3	2
FP 32650-6-A10	TFP.326.0610	15.5	31.5	10.4	13.3	21.3	3
FP 32650-8-A10	TFP.326.0810	18.8	27.2	13.3	14.2	18.0	4
FP 32650-8-A12	TFP.326.0812	18.8	34.0	13.3	14.2	23.5	5

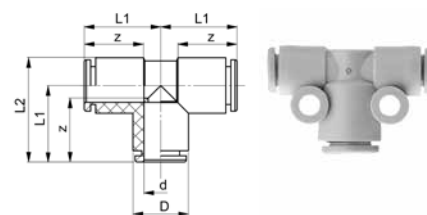
Schwenkverbindung
Coude banjo
Banjo connector

FP 32850



Type -d -R	Mat.-Nr.	SW	L1	L2	D1	D2	z1	z2	z3	g/Stk
FP 32850-4 M5	TFP.328.0441	8	17.5	18.5	8.2	9.8	13.3	15.0	11.0	5
FP 32850-6 M5	TFP.328.0641	8	18.3	18.5	10.4	9.8	13.3	15.0	11.0	6
FP 32850-4-1/8	TFP.328.0411	8	19.3	25.5	8.2	13.4	13.3	22.5	13.7	13
FP 32850-6-1/8	TFP.328.0611	8	20.5	25.5	10.4	13.4	13.3	22.5	13.7	14
FP 32850-6-1/4	TFP.328.0612	10	20.0	30.5	10.4	15.4	13.3	26.0	18.0	25
FP 32850-8-1/8	TFP.328.0811	12	23.5	27.5	13.3	17.6	14.2	24.5	15.0	23
FP 32850-8-1/4	TFP.328.0812	12	23.5	31.0	13.3	17.6	14.2	26.5	18.5	29
FP 32850-8-3/8	TFP.328.0813	14	23.0	35.5	13.3	20.6	14.2	30.0	19.5	44
FP 32850-10-1/4	TFP.328.1012	14	26.0	35.0	15.9	20.6	15.6	30.0	20.0	38
FP 32850-10-3/8	TFP.328.1013	14	26.0	35.3	15.9	20.6	15.6	30.0	20.3	46
FP 32850-12-3/8	TFP.328.1213	17	28.5	37.5	18.5	25.2	17.0	32.5	21.5	60
FP 32850-12-1/2	TFP.328.1214	17	28.5	41.0	18.5	25.2	17.0	34.4	24.5	78

T-Verbindung
Té égal
Tee connector



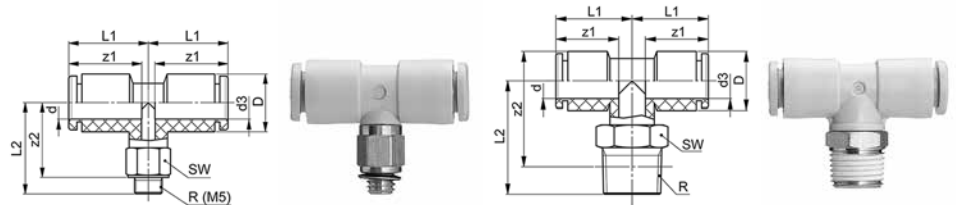
FP 33050

Type -d	Mat.-Nr.	L1	D	L2	z	g/Stk
FP 33050-4	TFP.330.0400	15.4	8.2	19.5	13.3	6
FP 33050-6	TFP.330.0600	16.2	10.4	21.5	13.3	8
FP 33050-8	TFP.330.0800	18.5	13.3	25.2	14.2	7
FP 33050-10	TFP.330.1000	24.5	15.9	30.5	15.6	11
FP 33050-12	TFP.330.1200	28.5	18.5	33.7	17.0	16

T-Einschraubverbindung

Té mâle

Male tee



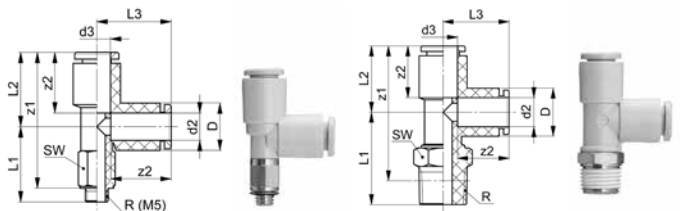
FP 33750

Type -d-R-d3	Mat.-Nr.	SW	L1	L2	D	z1	z2	g/Stk
FP 33750-4-M5-4	TFP.337.0441	7	15.4	14.7	8.2	13.3	15.9	4
FP 33750-6-M5-6	TFP.337.0641	7	14.5	16.5	10.4	13.3	18.7	4
FP 33750-4-1/8-4	TFP.337.0411	10	14.7	16.2	8.2	13.3	17.3	6
FP 33750-6-1/8-6	TFP.337.0611	10	15.5	17.3	10.4	13.3	19.4	6
FP 33750-6-1/4-6	TFP.337.0612	14	15.5	22.8	10.4	13.3	23.3	16
FP 33750-6-3/8-6	TFP.337.0613	17	15.5	24.2	10.4	13.3	24.2	27
FP 33750-8-1/8-8	TFP.337.0811	10	16.5	18.7	13.3	14.2	22.1	8
FP 33750-8-1/4-8	TFP.337.0812	14	17.2	25.5	13.3	14.2	27.3	19
FP 33750-8-3/8-8	TFP.337.0813	17	17.2	25.5	13.3	14.2	27.0	27
FP 33750-10-1/4-10	TFP.337.1012	17	19.3	28.7	15.9	15.6	32.0	24
FP 33750-10-3/8-10	TFP.337.1013	17	19.3	29.5	15.9	15.6	32.5	25
FP 33750-12-1/4-12	TFP.337.1212	17	21.5	30.0	18.5	17.0	34.5	27
FP 33750-12-3/8-12	TFP.337.1213	17	21.5	30.8	18.5	17.0	35.0	28
FP 33750-12-1/2-12	TFP.337.1214	22	21.5	35.0	18.5	17.0	37.8	50

L-Einschraubverbindung

Té mâle L

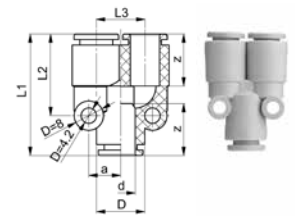
Male tee L



FP 33850

Type -R-d2-d3	Mat.-Nr.	SW	L1	L2	L3	D	z1	z2	g/Stk
FP 33850-M5-4-4	TFP.338.0441	7	14.7	15.5	15.4	8.2	27.3	13.3	4
FP 33850-M5-6-6	TFP.338.0641	7	16.5	16.3	16.5	10.4	29.8	13.3	5
FP 33850-1/8-4-4	TFP.338.0411	10	16.2	15.3	15.4	8.2	28.5	13.3	6
FP 33850-1/8-6-6	TFP.338.0611	10	17.3	16.3	16.2	10.4	30.5	13.3	6
FP 33850-1/4-6-6	TFP.338.0612	14	22.8	16.3	16.2	10.4	34.4	13.3	16
FP 33850-3/8-6-6	TFP.338.0613	17	24.2	16.3	16.2	10.4	35.3	13.3	28
FP 33850-1/8-8-8	TFP.338.0811	10	18.7	18.2	18.3	13.3	33.8	14.2	8
FP 33850-1/4-8-8	TFP.338.0812	14	25.5	18.2	18.3	13.3	39.0	14.2	20
FP 33850-3/8-8-8	TFP.338.0813	17	25.5	18.2	18.3	13.3	38.5	14.2	27
FP 33850-1/4-10-10	TFP.338.1012	17	28.7	20.5	20.5	15.9	44.5	15.6	25
FP 33850-3/8-10-10	TFP.338.1013	17	29.5	20.5	20.5	15.9	45.0	15.6	25
FP 33850-1/4-12-12	TFP.338.1212	17	30.0	23.0	23.0	18.5	48.3	17.0	28
FP 33850-3/8-12-12	TFP.338.1213	17	30.8	23.0	23.0	18.5	48.8	17.0	28
FP 33850-1/2-12-12	TFP.338.1214	22	34.8	23.0	23.0	18.5	51.5	17.0	51

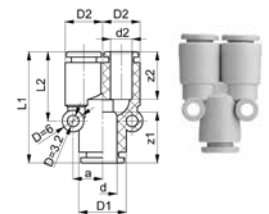
Y-Verbindung
Y égal
Y connector



FP 35050

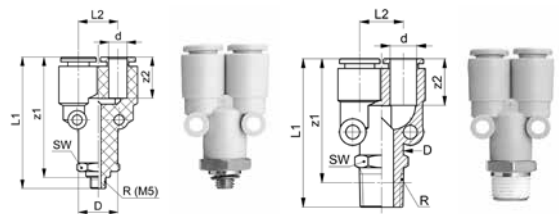
Type -d	Mat.-Nr.	L1	L2	L3	D	a	z	g/Stk
FP 35050-4	TFP.350.0400	29.0	18.2	8.2	8.2	5.7	13.3	6
FP 35050-6	TFP.350.0600	30.2	19.5	10.4	10.4	6.8	13.3	8
FP 35050-8	TFP.350.0800	33.2	22.4	13.3	13.3	8.7	14.2	7
FP 35050-10	TFP.350.1000	37.0	25.0	15.9	15.9	10.2	15.6	11
FP 35050-12	TFP.350.1200	41.2	27.8	18.5	18.5	11.5	17.0	16

Y-Verbindung reduziert
Y réduit
Y connector reduced

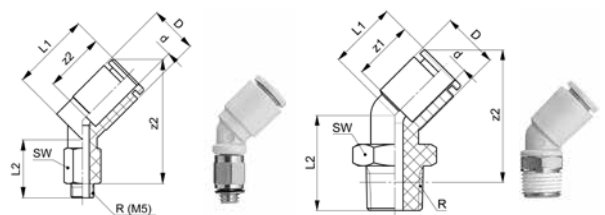


FP 35050 RED

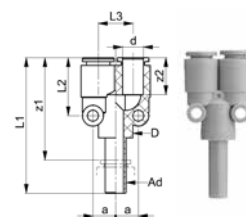
Type -d -d2	Mat.-Nr.	L1	L2	D1	D2	a	z1	z2	g/Stk
FP 35050-6-4	TFP.350.0604	29.0	18.0	10.4	8.2	6.8	13.3	13.3	7
FP 35050-8-6	TFP.350.0806	31.0	19.5	13.2	10.4	8.2	14.2	13.3	5
FP 35050-10-8	TFP.350.1008	34.7	22.4	15.9	13.3	10.2	15.6	14.2	9
FP 35050-12-10	TFP.350.1210	38.5	25.0	18.5	15.9	11.5	17.0	15.6	13

Y-Einschraubverbindung
Y mâle
Y connector male

FP 35150

Type -d -R	Mat.-Nr.	SW	L1	L2	D	z1	z2	g/Stk
FP 35150-4 M5	TFP.351.0441	10	34.0	8.2	8.2	31.0	13.3	7
FP 35150-6 M5	TFP.351.0641	12	35.0	10.4	10.4	32.0	13.3	10
FP 35150-4-1/8	TFP.351.0411	10	36.5	8.2	8.2	33.4	13.3	9
FP 35150-4-1/4	TFP.351.0412	14	41.0	8.2	8.2	36.2	13.3	19
FP 35150-6-1/8	TFP.351.0611	12	37.5	10.4	10.4	34.5	13.3	10
FP 35150-6-1/4	TFP.351.0612	14	42.0	10.4	10.4	37.3	13.3	19
FP 35150-6-3/8	TFP.351.0613	17	43.4	10.4	10.4	38.3	13.3	31
FP 35150-8-1/8	TFP.351.0811	14	40.7	13.3	13.3	37.5	14.2	16
FP 35150-8-1/4	TFP.351.0812	14	45.2	13.3	13.3	40.5	14.2	21
FP 35150-8-3/8	TFP.351.0813	17	46.5	13.3	13.3	41.5	14.2	33
FP 35150-10-1/4	TFP.351.1012	17	49.0	15.9	15.9	44.3	15.6	26
FP 35150-10-3/8	TFP.351.1013	17	50.5	15.9	15.9	45.3	15.6	33
FP 35150-12-3/8	TFP.351.1213	19	54.4	18.5	18.5	49.3	17.0	39

Einschraubwinkel 45°
Coude mâle 45°
Male elbow 45°

FP 35250

Type -d -R	Mat.-Nr.	SW	L1	L2	D	z1	z2	g/Stk
FP 35250-4 M5	TFP.352.0441	7	14.5	13.0	8.2	13.3	22.9	3
FP 35250-6 M5	TFP.352.0641	7	14.5	17.0	10.4	13.3	27.5	4
FP 35250-4-1/8	TFP.352.0411	10	14.5	12.6	8.2	13.3	22.3	5
FP 35250-4-1/4	TFP.352.0412	14	14.5	17.3	8.2	13.3	25.3	14
FP 35250-6-1/8	TFP.352.0611	10	14.7	14.7	10.4	13.3	25.3	5
FP 35250-6-1/4	TFP.352.0612	14	14.7	19.3	10.4	13.3	28.3	15
FP 35250-8-1/8	TFP.352.0811	10	16.0	15.7	13.3	14.2	28.0	6
FP 35250-8-1/4	TFP.352.0812	17	16.0	22.4	13.3	14.2	33.0	18
FP 35250-8-3/8	TFP.352.0813	17	16.0	22.5	13.3	14.2	32.7	25
FP 35250-10-1/4	TFP.352.1012	17	17.6	29.0	15.9	15.6	41.8	22
FP 35250-10-3/8	TFP.352.1013	17	17.6	24.2	15.9	15.6	36.7	22
FP 35250-12-3/8	TFP.352.1213	17	19.5	24.2	18.5	17.0	38.5	23
FP 35250-12-1/2	TFP.352.1214	22	19.5	28.2	18.5	17.0	41.3	46

Y-Einsteckverbinder
Y enfichable
Y connector

FP 35650

Type -d -Ad	Mat.-Nr.	L1	L2	L3	D	a	z1	z2	g/Stk
FP 35650-4-A4	TFP.356.0404	45.0	18.2	8.2	8.2	5.7	31.5	13.3	6
FP 35650-6-A6	TFP.356.0606	46.5	19.5	10.4	10.4	6.8	33.0	13.3	9
FP 35650-8-A8	TFP.356.0808	52.0	22.4	13.3	13.3	8.7	38.0	14.2	8
FP 35650-10-A10	TFP.356.1010	57.5	25.0	15.9	15.9	10.2	41.8	15.6	12
FP 35650-12-A12	TFP.356.1212	63.0	27.8	18.5	18.5	11.5	46.0	17.0	18

Einschraubverbindung drehbar

Gerade oder Winkel

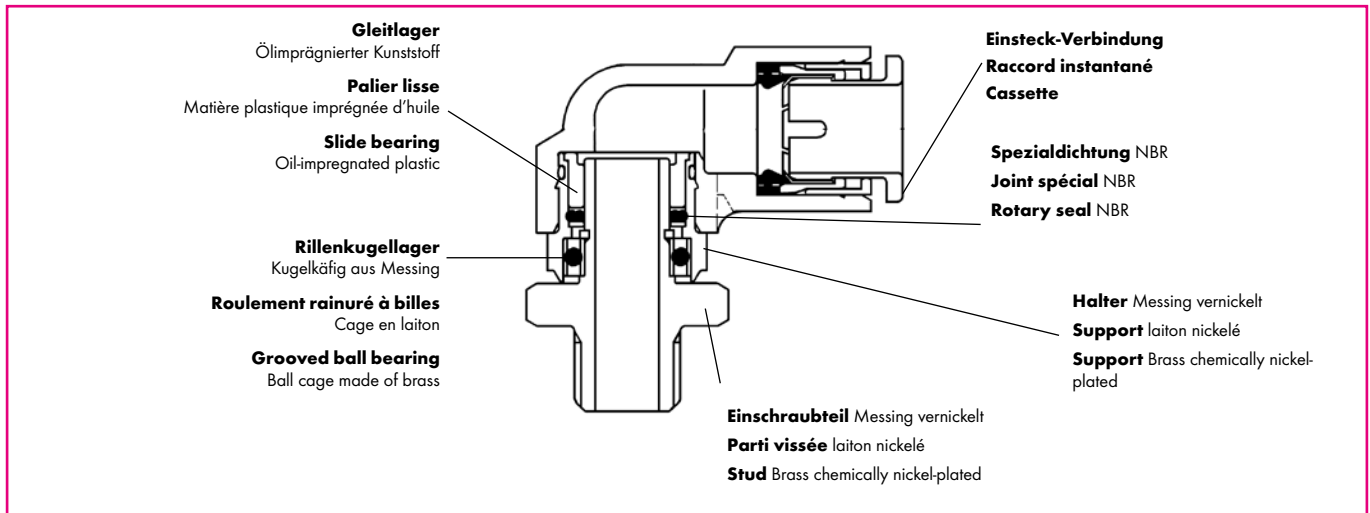
Union mâle rotatif

Droit ou coudé

Male connector rotary

Straight or elbow

FP 31950
FP 32950



Technische Daten / Données techniques / Technical notes

Medium / Fluide / Fluid	Druckluft / Air comprimé / Compressed air				
Arbeitsdruck / Pression de travaille / Operating pressure max.	10 bar				
Arbeitsdruck / Pression de travaille / Operating pressure min.	1 bar				
Prüfdruck / Pression d'épreuve / Proof pressure	30 bar				
Umgebungstemperatur / Température ambiante / Ambient and fluid temperature	0°C - +60°C				
Drehzahl / Vitesse / Permissible number of rotation [1/min]	Ø 4	Ø 6	Ø 8	Ø 10	Ø 12
	500	500	400	300	250
Gewinde / Filetage / Thread	M5 metrisch/métrique/metric; 1/8 - 1/2 konisch/conique/taper				

Hinweise

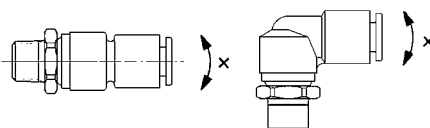
Da Miniaturkugellager verwendet werden, müssen die Querkräfte möglichst klein gehalten werden. In diesen Fällen wird empfohlen, Polyurethanschläuche einzusetzen.

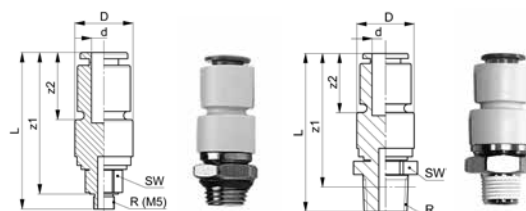
Remarque

Etant donné que des roulements à billes miniatures sont utilisés, les forces transversales doivent être maintenues aussi faibles que possible. Dans ces cas, il est recommandé d'utiliser des tuyaux en polyuréthane.

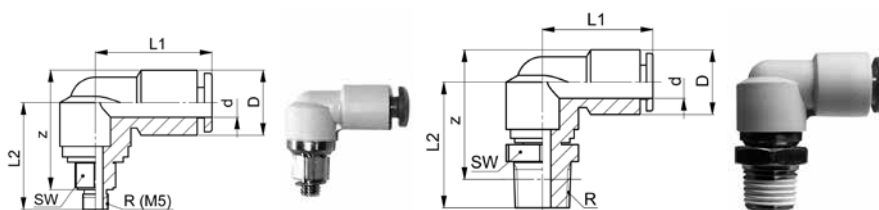
Caution

Minimise the load shown below to protect the ball bearing. A flexible polyurethane tube is recommended.



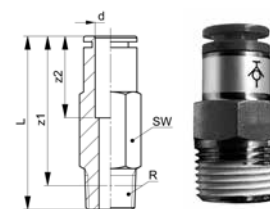
Einschraubverbindung drehbar
Union mâle rotatif
Male connector rotary

FP 31950

Type -d -R	Mat.-Nr.	SW	L	D	e	z1	z2	g/Stk
FP 31950-4 M5	TFP.319.0441	8	36.5	12.0	2.5	33.0	16.0	9
FP 31950-6 M5	TFP.319.0641	8	37.5	14.0	2.5	33.5	17.0	12
FP 31950-4-1/8	TFP.319.0411	12	38.0	12.0	2.5	34.0	16.0	14
FP 31950-6-1/8	TFP.319.0611	14	39.5	14.0	4.0	35.5	17.0	17
FP 31950-6-1/4	TFP.319.0612	14	42.5	14.0	4.0	36.0	17.0	23
FP 31950-8-1/8	TFP.319.0811	17	44.0	17.0	6.0	40.0	18.5	23
FP 31950-8-1/4	TFP.319.0812	17	47.0	17.0	6.0	41.0	18.5	29
FP 31950-8-3/8	TFP.319.0813	17	48.0	17.0	6.0	41.5	18.5	37
FP 31950-10-1/4	TFP.319.1012	22	54.0	22.0	7.0	48.0	21.0	55
FP 31950-10-3/8	TFP.319.1013	22	55.0	22.0	7.0	48.5	21.0	63
FP 31950-10-1/2	TFP.319.1014	22	57.5	22.0	7.0	49.5	21.0	81
FP 31950-12-3/8	TFP.319.1213	24	57.0	24.0	8.0	50.5	22.0	75
FP 31950-12-1/2	TFP.319.1214	24	60.0	24.0	8.0	52.0	22.0	92

Einschraubwinkel drehbar
Coude mâle rotatif
Male elbow connector rotary

FP 32950

Type -d -R	Mat.-Nr.	SW	L1	L2	D	z	e	g/Stk
FP 32950-4-M5	TFP.329.0441	8	21.0	20.5	10.4	22.0	2.5	9
FP 32950-6 M5	TFP.329.0641	8	23.0	21.0	12.8	23.5	2.5	12
FP 32950-4-1/8	TFP.329.0411	12	21.0	22.0	10.4	23.5	2.5	14
FP 32950-6-1/8	TFP.329.0611	14	23.0	23.0	12.8	23.5	4.0	17
FP 32950-6-1/4	TFP.329.0612	14	23.0	26.0	12.8	26.5	4.0	23
FP 32950-8-1/8	TFP.329.0811	17	26.0	26.5	15.2	30.0	6.0	23
FP 32950-8-1/4	TFP.329.0812	17	26.0	29.5	15.2	31.0	6.0	29
FP 32950-8-3/8	TFP.329.0813	17	26.0	31.0	15.2	32.0	6.0	38
FP 32950-10-1/4	TFP.329.1012	22	31.5	34.0	18.5	37.5	7.0	56
FP 32950-10-3/8	TFP.329.1013	22	31.5	35.0	18.5	38.0	7.0	64
FP 32950-12-3/8	TFP.329.1213	24	34.0	36.5	20.9	40.5	8.0	76
FP 32950-12-1/2	TFP.329.1214	24	34.0	39.5	20.9	42.0	8.0	93

Einschraubverbindung mit Rückschlagventil
Union mâle avec soupape de retenue
Straight connector with non-return valve


FP 37350

Type -d -R	Mat.-Nr.	SW	L	z1	z2	g/Stk
FP 37350-4-1/8	TFP.373.0411	10	26.1	22.1	18.0	8
FP 37350-6-1/8	TFP.373.0611	12	37.4	33.4	19.0	16
FP 37350-6-1/4	TFP.373.0612	14	28.9	22.9	19.0	14
FP 37350-8-1/4	TFP.373.0812	14	45.7	39.7	21.5	27
FP 37350-10-1/4	TFP.373.1012	17	50.5	44.5	24.0	34

Schwenkbares Drosselrückschlagventil Clapet anti-retour limiteur de débit orientable Swivelling throttle non-return valve

FP 37650
FP 37750

Technische Daten / Données techniques / Technical notes

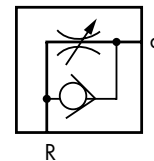
Medium / Fluide / Fluid	Druckluft gefiltert 10 µm, geölt oder ungeölt Air comprimé filtre à 10 microns avec ou sans huile Compressed air filtered 10 µm oiled or not
Anschluss / Raccordement / Stud	PTFE beschichtet / revêtement PTFE / PTFE coated
Aussengewinde / Filetage / Thread	1/8, 1/4, 3/8, 1/2 konisch / conique / taper
Einstellbereich / Plage de réglage / Number of needle rotation	10 Umdrehungen / tours / turns
Prüfdruck / Pression d'épreuve / Proof pressure	1.5 MPa (~ 15-bar)
Betriebsdruckbereich / Pression de service / Working pressure	0.1 - 1.0 MPa (~ 1 - 10-bar)
Betriebstemperaturbereich / Température / Ambient and fluid temperature	+5°C - +60°C
Einbaulage / Position de montage / Built-in position	beliebig / quelconque / any

- Kostengünstige Montage
- Hoher Durchfluss
- Präzise Regulierbarkeit auch bei kleinem Durchfluss
- 360° schwenkbar
- Für Nylon- und Polyurethanschläuche geeignet
- Montage et démontage économique
- Débit optimal
- Grand précision de réglage même pour les petits débits
- Orientable sur 360°
- Utilisation pour tubes en nylon et polyuréthane
- Minimises installation time
- Constant speed easily set
- Speed may be accurately controlled even at low speed
- Body swivels 360°
- Accepts nylon and polyurethane tubing

FP 37650



FP 37750



Durchfluss

Eingangsdruck 5 bar

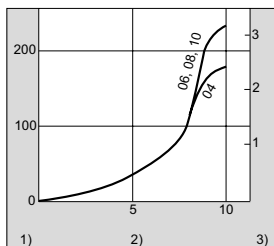
Caractéristique de débit

Pression d'alimentation 5 bar

Air flow

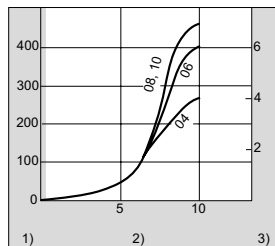
Supply pressure 5 bar

Grösse/Taille/Size
4-1/8, 6-1/8, 8-1/8



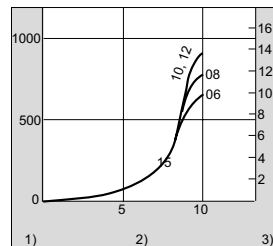
1) Volumenstrom / Débit / Air flow [l/min]

Grösse/Taille/Size
6-1/4, 8-1/4, 10-1/4



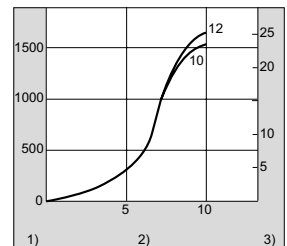
2) Anzahl Nadelumdrehungen / Nombre de tour de vis / Number of needle rotation

Grösse/Taille/Size
6-3/8, 8-3/8, 10-3/8, 12-3/8



3) Aequ. Querschnitt / Section équivalente / Effective orifice [mm²]

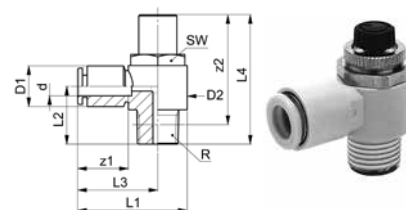
Grösse/Taille/Size
12-1/2



Schwenkbares Drosselrückschlagventil

Clapet anti-retour limiteur de débit orientable

Swivelling throttle non-return valve



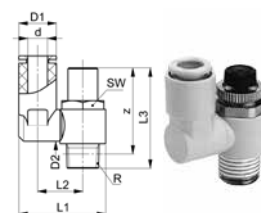
FP 37650

Type -d-R	Mat.-Nr.	SW	L1	L2	L3	L4	D1	D2	z1	z2	g/Stk
FP 37650-4-1/8	TFP.376.0411	12	27.5	14.3	20.4	36.1	9.3	14.2	12.7	32.1	17
FP 37650-6-1/8	TFP.376.0611	12	27.5	14.3	20.4	36.1	11.6	14.2	13.5	32.1	17
FP 37650-6-1/4	TFP.376.0612	17	34.4	18.2	25.2	40.4	12.8	18.5	16.8	34.4	32
FP 37650-6-3/8	TFP.376.0613	19	39.3	20.9	27.8	46.5	12.8	23.0	16.8	40.0	55
FP 37650-8-1/8	TFP.376.0811	12	32.4	14.3	25.3	36.1	15.2	14.2	18.5	32.1	19
FP 37650-8-1/4	TFP.376.0812	17	36.4	18.2	27.2	40.4	15.2	18.5	18.5	34.4	34
FP 37650-8-3/8	TFP.376.0813	19	41.0	20.9	29.5	46.5	15.2	23.0	18.5	40.0	57
FP 37650-10-1/4	TFP.376.1012	17	43.2	20.0	33.9	40.4	18.5	18.5	21.0	34.4	36
FP 37650-10-3/8	TFP.376.1013	19	43.3	20.9	31.8	46.5	18.5	23.0	21.0	40.0	59
FP 37650-12-3/8	TFP.376.1213	19	44.3	20.9	32.8	46.5	20.9	23.0	22.0	40.0	61
FP 37650-12-1/2	TFP.376.1214	24	48.9	25.4	34.6	57.6	20.9	28.6	22.0	49.6	101

360° schwenkbares Drosselrückschlagventil

Clapet anti-retour limiteur de débit orientable 360°

360° swivelling throttle non-return valve



FP 37750

Type -d-R	Mat.-Nr.	SW	L1	L2	L3	D1	D2	z	g/Stk
FP 37750-4-1/8	TFP.377.0411	12	24.9	31.8	36.1	9.3	9.3	32.1	18
FP 37750-6-1/8	TFP.377.0611	12	26.9	37.2	36.1	11.6	10.9	32.1	18
FP 37750-6-1/4	TFP.377.0612	17	34.0	42.6	40.4	12.8	12.9	34.4	33
FP 37750-6-3/8	TFP.377.0613	19	38.5	46.1	46.5	12.8	12.9	40.0	56
FP 37750-8-1/8	TFP.377.0811	12	30.8	41.7	36.1	15.2	12.9	32.1	21
FP 37750-8-1/4	TFP.377.0812	17	35.2	45.6	40.4	15.2	12.9	34.4	36
FP 37750-8-3/8	TFP.377.0813	19	39.7	49.1	46.5	15.2	12.9	40.0	59
FP 37750-10-1/4	TFP.377.1012	19	43.7	54.4	48.8	18.5	16.2	42.8	67
FP 37750-10-3/8	TFP.377.1013	19	43.7	53.5	46.5	18.5	16.2	40.0	63
FP 37750-12-3/8	TFP.377.1213	19	44.9	55.3	46.5	20.9	16.2	40.0	65
FP 37750-12-1/2	TFP.377.1214	24	52.0	61.7	57.5	21.7	19.5	49.6	106